

practical Wireless

DECEMBER 1995 £1.90

PROJECTS FOR PW ROBIN

OWNERS:

LOCKING THE ROBIN TO DROITWICH

BY G8JVE &

'MODDING' THE ROBIN BY G4SGF

► BEN NOCK G4BXD SAYS... "PASS THE BLACK COUNTRY SCREWDRIVER"

► HARDING'S HOME-BREW

► FROM SCREWDRIVER TO 'SCOPE

► THE ULTIMATE TRANSCEIVER?

G3XFD Tries The Newly Introduced
Kenwood TS-870S



Plus

Special Christmas Sub And
Antenna Analyser Offers
& All Your Favourites!

NEW
Dual Band HT

Dual Band Handheld **FT-51R**

Only one Dial/Volume knob required for easier use.

The First Dual Band HT with **WINDOWS!**

Three dual receive configurations VHF/VHF, UHF/UHF, or VHF/UHF with main band frequency on right or left side. Flexible programming allows transmit on main or sub band.

An 8 character alpha-numeric user help menu scrolls operation instructions in the bottom of the large, backlit display.

MH-29A2B
LCD Display Mic
with Remote
Functions.
(Optional)

The new FT-51R Dual Band HT is state-of-the-art, and easy to use!

So easy, you won't need an operating manual. Its exclusive, scrolling instruction menu located in the large, backlit display "window", guides you through total operation while simultaneously viewing the main display window.

You'll like some of the other new, exclusive features, too. Like Spectrascope™. This unique feature displays real time, continuous scanning of activity on adjacent frequencies in VFO mode or 8 of your favourite

memories. A cloning feature duplicates favourite channels to another FT-51R.

A digital battery voltage display, five power output levels, the largest backlit dual band HT keypad made, Smart Mute™, two VFOs on both VHF and UHF, as well as available 2 Watt and 5 Watt versions, round out the exciting FT-51R. Plus, the optional MH-29A2B Display Microphone allows you to control volume and also access Memory, VFO, Call Channel, Band Selection and scanning functions. All of this in world's smallest dual band HT radio!

See the FT-51R with "windows" at your Yaesu dealer today!

"I use the Spectrascope to find new contacts faster."

"Yaesu did it again!"

"I can see two frequencies and alpha-numeric all at the same time."

"Scrolling instructions tell me what to do next!"

Digital battery voltage readout displays condition of battery in use. Scan skip function allows individual memory channel lock-out during scanning mode.

Spectrascope™ displays active adjacent frequencies in real time with relative signal strength.

Specifications

- Frequency Coverage
 - VHF RX: 110-180 MHz
 - TX: 144-146 MHz
 - UHF RX: 420-470 MHz
 - TX: 430-440 MHz
 - Spectrascope™ Display
 - Scrolling User Help Menu
 - Alpha-Numeric 8 Character Display
 - Up/Down Volume/Squelch Controls & Display
 - Selectable Sub-Band TX Mute
 - Automatic Tone Search (ATS)
 - Digital Battery Voltage Display
 - AM Aircraft Receive
 - Scanning Light System (SLS)
 - 120 Memory Channels (80 w/Alpha-Numeric)
 - Large Backlit Keypad & Display
 - Automatic Repeater Shift (ARS)
 - Multiple Scanning Modes
 - 3 Selectable Scan Stop Modes with Scan Skip
 - User selectable lock function w/15 combinations
 - Automatic Power Off (APO)
 - TX/RX Battery Savers Built-in
 - Handy Cloning Feature
 - 5 Selectable Power Output Levels
 - Message system with CW ID
 - Selectable RX Smart Mute™
 - Cross-Band & One-Way Repeat Functions
 - DTMF Paging/Coded Squelch Built-in
- Accessories**
Consult your local dealer.

YAESU
Performance without compromise.™

YAESU UK LTD. Unit 2, Maple Grove Business Centre, Lawrence Rd., Hounslow, Middlesex, TW4 6DR

Specifications subject to change without notice. Specifications guaranteed only within amateur bands. Some accessories and/or options are standard in certain areas. Check with your local Yaesu dealer for specific details.

practical Wireless

DECEMBER 1995 (ON SALE NOVEMBER 9)
VOL. 71 NO 12 ISSUE 1065
NEXT ISSUE (JANUARY)
ON SALE DECEMBER 14

EDITORIAL & ADVERTISEMENT OFFICES

Practical Wireless
Arrowsmith Court
Station Approach
Broadstone
Dorset BH18 8PW
☎ (01202) 659910
(Out-of-hours service by answering machine)
FAX (01202) 659950

PW's Internet address is:
@pwpub.demon.co.uk You can send
mail to anyone at PW, just insert their
name at the beginning of the address,
e.g. **rob@pwpub.demon.co.uk**

Editor

Rob Mannion G3XFD
Technical Projects Sub-Editor
NG ("Tex") Swann G1TEX
Production/News
Donna Vincent G7TZB
Editorial Assistant
Zoë Shortland
Art Editor Steve Hunt
Page Layouts Jon Talbot & Marcus Hall

Advertisement Manager

Roger Hall G4TNT
PO Box 948
London SW6 2DS
☎ 0171-731 6222
Mobile (0585) 851385
FAX 0171-384 1031

Advert Sales and Production

(Broadstone Office)
Lynn Smith (Sales),
Ailsa Turbett G7TJC (Production)
☎ (01202) 659920 - 9.30am - 5.30pm
FAX (01202) 659950

CREDIT CARD ORDERS

☎ (01202) 659930
(Out-of-hours service by answering machine)
FAX (01202) 659950

Front Cover Photograph:
Craig Dyball

Copyright © PW PUBLISHING LTD. 1995. Copyright in all drawings,
photographs and articles published in *Practical Wireless* is fully protected
and reproduction in whole or part is expressly forbidden. All reasonable
precautions are taken by *Practical Wireless* to ensure that the advice and
data given to our readers are reliable. We cannot however guarantee it and
we cannot accept legal responsibility for it. Prices are those current as we
go to press.

Published on the second Thursday of each month by PW Publishing Ltd.,
Arrowsmith Court, Station Approach, Broadstone, Dorset BH18 8PW. Tel:
(01202) 659910. Printed in England by Southernprint (Web Offset) Ltd.
Distributed by Seymour, Windsor House, 1270 London Road, Norbury, London
SW16 6JH. Tel: 0181 473 1299. Fax: 0181 473 8007. Telex: 8812945. Sole Agents
for Australia and New Zealand - Gordon and Gotch (Asia) Ltd., South Africa -
Central News Agency. Subscriptions INLAND £22, EUROPE £25, OVERSEAS
(by ASP/E27, payable to PRACTICAL WIRELESS, Subscription Department,
PW Publishing Ltd., Arrowsmith Court, Station Approach, Broadstone, Dorset
BH18 8PW. Tel: (01202) 659930. PRACTICAL WIRELESS is sold subject to the
following conditions, namely that it shall not, without written consent of the
publishers first having been given, be lent, re-sold, hired out or otherwise
disposed of by way of trade at more than the recommended selling price
shown on the cover, and that it shall not be lent, re-sold, hired out or
otherwise disposed of in a mutilated condition or in any unauthorised cover
by way of Trade, or affixed to or as part of any publication or advertising,
literary or pictorial matter whatsoever. *Practical Wireless* is
Published monthly for \$45 per year by PW Publishing Ltd.,
Arrowsmith Court, Station Approach, Broadstone, Dorset
BH18 8PW. Royal Mail International, c/o Yellowstone
International, 87 Burlews Court, Hackensack, NJ 07601, UK.
Second Class Postage paid at South Hackensack. Send USA
address changes to Royal Mail International, c/o Yellowstone
International, 2375 Pratt Boulevard, Elk Grove Village, IL
60007-5937. The USPS (United States Postal Service) number
for *Practical Wireless* is: 007075.



9 EDITOR'S KEYLINES

Rob G3XFD talks about the difficulties in
trying to find an RAE course.

9 COMPETITION CORNER

Try your hand at our Spot the Difference
competition this month, you may win a
prize.

10 RECEIVING YOU

Readers have the chance to air their views.

12 NEWS '95

New products, information and views to
keep you up-to-date.

13 CLUB SPOTLIGHT

Has your club been spotlighted this month?

16 NOVICE NATTER

Elaine Richards G4LFM
passes on some more
hints and tips from the
'natterings' she's
received this month.

18 REVIEW - THE ALINCO DJ-191 144MHz TRANSCEIVER

Richard Newton G0RSN
puts the latest release
from Alinco through its
paces.



20 SUBS CLUB

This month we give you
the chance to save
money on the MFJ-259 antenna analyser and
the offer is open to non-subscribers as well!

20 NEW BOOKS

News of two new publications from PW
Publishing.

22 FROM SCREWDRIVER TO 'SCOPE

Elaine Richards G4LFM looks at three types
of workshop set-up.

24 MODDING THE ROBIN

Ken Ruiz G4SGF/ZB2MD has some updates to
improve the 'popular' PW Robin frequency
counter.

26 REVIEW - THE KENWOOD TS-870S HF TRANSCEIVER

Rob Mannion G3XFD tries the latest from
Kenwood and asks is it the ultimate
transceiver?



30 LOCKING THE ROBIN TO DROITWICH

Mike Rowe G8JVE describes a frequency
standard modification to his 'popular' Robin
project.

36 HARDING'S HOME-BREW

Stephen Harding G4GJS aims to help you
enjoy your time in the workshop by passing
on some ideas and suggestions which have
helped him.

CONTENTS December

40 PASS THE 'BLACK COUNTRY SCREWDRIVER' PLEASE!

Ben Nock G4BXD shares his experiences as a
'disabled' practical amateur radio
enthusiast.

43 CHRISTMAS SUBSCRIPTION OFFER

Does someone else read your copy of *PW*
every month? - Then why not buy them a
PW Gift Subscription?

44 VALVE & VINTAGE

Phil Cadman G4JCP suggests ideas for
reproducing 'valved audio effects'.

46 EQUIPMENT SPECIFICATIONS

Ian Poole G3YWX unravels the mysteries
behind spurious transmitter signals.

48 VHF REPORT

David Butler G4ASR explains how even
simple call signs can provide a lot of
geographical information.

50 HF FAR & WIDE

Leighton Smart GW0LBI reports on the
month's h.f. activity.

53 BROADCAST ROUND-UP

Peter Shore rounds-up the latest broadcast
band news.

54 BITS & BYTES

Mike Richards G4WNC brings you all the
latest news from the world of 'computing in
radio'.

56 FOCAL POINT

Andy Emmerson G8PTH reports on an
interesting ATV contact between the UK and
the Netherlands.

57 BARGAIN BASEMENT

Readers' Advertisements.

58 THE PRACTICAL WIRELESS 1995 INDEX

63 BOOK SERVICE

Looking for a book to compliment your
hobby? - have a look through our
comprehensive selection.

67 ENDNOTES

News of what's coming in your favourite
amateur radio magazine next month.

68 ADVERTISERS INDEX

SMC, ARE & REG WARD

37 years and still Number 1

THIS MONTHS SPECIAL

YAESU FT-736R

only
£1495
WHILE STOCKS
LAST



save
£500

IC-706



NOW IN STOCK

our price **£1075**

NOW YOU CAN CHOOSE FROM ALL THE MAJOR
MANUFACTURES FOR DSP HF TRANSCEIVERS

ICOM IC-775 DSP

- ★ DDS with mixer less PLL
- ★ Digital noise reduction
- ★ 200 watts output MOS-FET finals
- ★ Digital AF automatic notch
- ★ Twin pass band tuning 9MHz & 455kHz
- ★ High dynamic range receiver
- ★ Digital PSN modulator/demodulator

save
£500



our price **£3199**

YAESU FT-1000MP

- ★ Enhanced digital signal processing
- ★ Collins mechanical SSB filter
- ★ Direct digital synthesizers
- ★ 13 selectable tuning steps 0.625Hz minimum
- ★ Built in mains PSU
- ★ Built in RS-232 interface
- ★ Transverter output + VHF/UHF display

save
£350



our price **£2499**

KENWOOD TS-870S

- ★ Razor sharp digital Rx filters
- ★ Exceptional noise reduction performance
- ★ DSP signal detection
- ★ Auto ATU active on Tx & Rx
- ★ IF auto notch filter
- ★ High speed PC control 65,600bp

save
£300



our price **£2099**

All discounts are based on recommended retail prices.

CARR A = £2.50

CARR B = £5 (Handi's)

CARR C = £9.50 (Mobiles)

CARR D = £13.50 (Base Stations)

CARR E = £16.50

PK12 - A new VHF TNC that offers superb performance and simplicity of operation.
ONLY £119.00 INC Carr B

PK12/100K - 100k Mail Drop Memory Upgrade **£47.00** Carr A

PK232/MBx - An old favourite that still offers state of the art performance.
BETTER VALUE THAN EVER AT ONLY £299.00 INC Carr C



PK900 - Deluxe multimode data terminal
ONLY £459.00 INC Carr C

PK96 - 9600 Baud packet TNC with 14K of mail drop memory. **£189.00** INC Carr B

PAK WIN - Windows based packet software programme
ONLY £79.00 INC Carr A



Cushcraft Antennas are one of the best range currently available. They offer superb performance, innovative design, excellent build quality and outstanding value for money.

HF Antennas

R5	10/12/15/17/20 vertical	£295.00
R7	10 thru to 40m vertical	£389.00
AV-3	14-21-28MHz vertical 4.3m long	£89.00
AV-5	3-5-7-14-21-28MHz vertical 7.4m long	£159.00
AP8A	8 Band Vertical	£199.00
APR18A	Radial Kit	£49.00
40-2CD	2-ele 40m Yagi	£469.00
A3S	14-21-28MHz Yagi	£349.00
A3WS	12/17m 3-ele Yagi	£275.00
A103	30m Extension A3WS	£115.00
204CD	4 ele 20m Yagi	£469.00
154CD	4 ele 15m Yagi	£279.00
D4	Dipole 10/15/20/40m	£249.00
D3W	Dipole 12/17/30m	£189.00
A4S	3-4 ele Yagi 10/15/20m	£439.00

VHF Antennas

AR-270	2/70 Dual Band Vertical 1.13m long	£65.00
AR-270b	2/70 Dual Band Vertical 2.3m long	£89.00
AR2	2m Vertical 1.2m long	£35.00
AR6	6m Vertical 3.1m long	£59.00
A148-10S	2m 10-ele Yagi 13.2 dBd	£65.00
A144-20T	2m 10-ele Cross Yagi 12.2 dBd	£99.00
13B2	13-ele 2m Yagi	£99.95
17B2	17-ele 2m Yagi	£189.00
A50-3S	3-ele 6m Yagi	£75.95
A50-5S	5-ele 6m Yagi	£149.00
A50-6S	6-ele 6m Yagi	£229.95
424B	24-ele 70cms Yagi	£115.00
22XB	2m 22-ele Yagi c/w polarization switching	£229.00
738XB	70cms 38-ele Yagi c/w polarization switching	£199.00

Showroom/Mail Order 9.30-5pm, 9-1pm Sat. Tel: (01703) 251549.

SMC Ltd HQ Southampton: S M House, School Close Chandlers Ford Ind Estate, Eastleigh, Hants SO5 3BY. Tel: (01703) 255111 Fax: (01703) 263507

ARE Communications: 6 Royal Parade Hanger Lane, Ealing, London W5A 1ET. Tel. 0181-997 4476 9.30am - 5.30pm Monday-Friday 9.30am - 1.00pm Saturday

Reg Ward & Co: 1 Western Parade, West Street, Axminster, Devon EX13 5NY. Tel. (01297) 34918 9.00am - 5.15pm Tues-Sat

SMC (Northern): Nowell Lane Ind. Estate, Nowell Lane Leeds. Tel. (0113) 235 0606 9.30am - 5.00pm Monday-Friday 9.00am - 1.00pm Saturday

SMC Birmingham: 504 Alum Rock Road, Alum Rock, Birmingham B8 3HX. Tel. 0121-327 1497 9.00am - 5.00pm Tuesday - Friday 9.00am - 4.00pm Saturday

Carriage: Base Antennas £9.50. Mobile Antennas £5.00. Station Accessories £5.00

COMET ANTENNA ACCESSORIES

RS20	Mini Gutter Clip	£19.50
RS21	Mini Hatchback mount	£19.50
CK-3MB	Mini Cable Assembly	£26.50
WS-1M	Window Mount & Cable	£39.00

COMET STATION ACCESSORIES

CBL-30	HF 1:1 Balun 1kW PEP	£23.50
CBL-200	HF 1:1 Balun 2kW PEP	£29.50
CSW-20N	Switch 2 WAY 'N'	£39.00
CF-30MR	HF Low Pass Filter 1kW PEP	£43.95
CF-50MR	6M Low Pass Filter 1kW PEP	£43.95
CF-30H	HF Low Pass Filter 2kW PEP	£69.00
CF-30S	HF Low Pass Filter 150W PEP	£25.00
CF-50S	6M Low Pass Filter 150W PEP	£25.00
CF-BPF2	2M Band Pass Filter 150W PEP	£49.95
CD-160H	PWR 1.6-60MHz 20/200/2000W	£99.00
CD-270D	PWR 140-525MHz 15/60/2kW	£89.00
CMX-2	PWR 1.8-200MHz 20/50/200W	£119.00
CA-21HR	7MHz Mobile Whip	£49.95
CA-14HR	14MHz Mobile Whip	£49.95
CA-21HR	21MHz Mobile Whip	£46.00
CH72S	2M/70CM Whip BNC	£18.50
CH600MX	2/70/23CM Whip BNC	£29.50
HR-50	6M MOBILE Whip	£49.95
CA2X4KG	2M/70CM Mobile Whip	£49.00
Z4	2m/70CM M. whip w/locking collar	£35.00
B-10	2M/70CM Mobile Whip	£21.50
B-22M	2m/70CM Mobile Whip	£44.95
CHL21J	2M/70CM Mobile Whip	£19.00
CA-258	2m/6m Mobile Whip	£29.00
CA-350dB	6M/10M Base Colinear	£149.00
ABC23	3 x % Base Colinear	£55.00
GP9N	2M/70CM Base Colinear	£135.00
GP15	6M/2M/70CM Base Colinear	£115.00
GP95	2M/70CM/23CM Base Colinear	£119.00

COMET DUPLEXERS

CF-305	HF/VHF Duplexer	£25.00
CF-306A	HF/VHF/UHF Duplexer	£37.00
CFX-514	6M/2M/70CM Triplexer	£54.95
CFX-431	2M/70CM/23CM Triplexer	£49.00
CF-520	2M/6M Duplexer	£29.00

TELEX HY-GAIN

TELEX HY-GAIN HF ANTENNA

12AVQS	10-15-20m vertical, 4.1m	£109 C
14AVQ/WBS	10-15-20-40m vertical, 5.5m	£159 C
DX88	10-80m vertical	£315 C
DX77	10-40m vertical	£369 C

ANTENNA ROTATORS

CD45	Antenna rotator, meter controller	£315 D
HAM"IV	Antenna rotator, medium duty, meter controller	£449 D
HAMV	Antenna rotator, medium duty, digital controller	£749 D
T2X	Antenna rotator, heavy duty, meter controller	£525 D
T2XD	Antenna rotator, heavy duty, digital controller	£795 D

USED EQUIPMENT

HF TRANSCEIVERS & AMPLIFIERS

AX IC-720A	Icom	Good	HF transceiver	£400
AX FT-902DM	Yaesu	Fair	HF transceiver valve PA	£450
AX La-120	Ham	V. Good	HF 100W amp	£125
AX FT-102	Yaesu	Fair	HF transceiver PA-3 x 641B's	£475
AX FT-747GX	Yaesu	Good	HF 12v transceiver	£499
AX TS-830S	Kenwood	V. Good	HF transceiver	£575
AX IC-725	Icom	V. Good	HF transceiver, boxed	£624
AX IC-726	Icom	V. Good	HF & 6m transceiver, boxed	£699
AX TS-430S	Kenwood	Mint	HF Tx/Rx FM, CW filter	£650
AX FT-890T	Yaesu	Mint	HF transceiver with ATU	£1,199
BX FT-901DE	Yaesu	Good	HF transceiver	£449
LX FT-1010B	Yaesu	Good	HF transceiver	£275
LX FT-7B	Yaesu	Good	HF transceiver	£275
LX FT-101E	Yaesu	Good	HF transceiver 6 band	£325
LX FL-700	Yaesu	As new	HF linear, boxed	£1,650
LX FT-890T	Yaesu	As new	HF transceiver, boxed	£1,250
LX FT-757GX	Yaesu	Good	HF transceiver	£575
LX IC-726	Icom	V. Good	HF & 6m transceiver	£665
LX FT-747	Yaesu	Good	HF transceiver	£475
LX TS-820S	Kenwood	Good	HF trans, no WARC bands	£400
LX TS-140S	Kenwood	Good	HF transceiver	£595
LX FT-767GX	Yaesu	V. Good	HF transceiver	£1,450
LX TS-850SAT	Kenwood	Excellent	HF Tx/Rx with internal ATU	£1,350
LX FT-757GX	Yaesu	Good	HF transceiver Gen Cov Rx	£575
PX TS-440S	Kenwood	Good	HF Tx/Rx Gen Cov 100W	£649
PX AT-50S	Kenwood	Excellent	Auto ATU matching TS-50	£225
PX IC-728	Icom	Unused	HF 100W Gen Cov Rx	£899
PX IC-735	Icom	Excellent	HF 100W Gen Cov Rx & PSU	£675
PX FT-1000	Yaesu	Unused	HF trans + additional Sub Rx	£2,595
PX FT-757GX11	Yaesu	Good	HF Tx/Rx Gen Cov Rx	£675
PX TS-130S	Kenwood	Fair	HF 100W with Ext VFO	£395
PX FTONE	Yaesu	Good	HF transceiver Gen Cov Rx	£750
PX FT-980	Yaesu	Good cond	HF 100W gen Rx/Tx ham s/h	£925
PX HT-180	Tokyo	Good	HF 10W 80mtr mobile SSB/CW s/h	£289
RX IC-720A	Icom	Poor	HF transceiver	£350
RX FT-990	Yaesu	Good	HF Tx/Rx	£1,495
RX IC-768	Icom	Fair	HF transceiver	£1,778
RX FT-7B	Yaesu	Good	Mobile HF transceiver 50W	£225
RX TS-530	Kenwood	Good	HF transceiver	£395
RX FT-1000	Yaesu	Fair	HF transceiver 200W dual Rx	£1,950
RX TS-450SAT	Kenwood	Good	HF transceiver with auto ATU	£1,025
RX 30L-1	Collin	good	HF lin amp	£425
RX IC-735	Icom	V. good	HF Tx/Rx	£695
RX FT-1012	Yaesu	Fair	HF transceiver	£425
RX FT-277	Yaesu	Fair	HF transceiver	£250
RX SB-104	JRC	Good	Transceiver	£225
RX JST-100	JRC	Good	HF Tx/Rx	£595

VHF/UHF TRANSCEIVERS

AX EDR-90E	Alinco	Fair	Dual band	£375
AX FT-5200	Yaesu	V. Good	Dual band mobile	£499
AX FT-530	Yaesu	V. Good	Dual band hand-held	£369
AX DJ-180	Alinco	Good	2m hand-held	£169
AX C-500	Standard	Good	Dual band hand-held	£225
AX IC-22E	Icom	Good	2m hand-held	£179
AX IC-W21ET	Icom	V. Good	Dual band hand-held	£299
AX IC-2GE	Icom	Fair	2m hand-held	£165
AX FT-530	Yaesu	Good	Dual band hand-held	£399
AX FT-470	Yaesu	V. Good	2m/70cm handie + charger + mic	£285
AX C844	Stand	Fair	Hand-held	£50
AX IC-02E	Icom	V. Good	2m hand-held + bits	£150
AX FT-728	Yaesu	V. Good	Transceiver	£299
AX M40FM	HRC	Good	Transceiver	£45
AX TEMPO	Good		2m hand-held	£88.99
BX FT-270RH	Yaesu	Good	2m FM mobile	£199
BX TS-700	Trio	Good	2m all mode base Tx/Rx	£289
LX DJ-580	Alinco	Mint	VHF/UHF h/held + mic, DC, mount	£380
LX TH-21	Kenwood	Fair	2m hand-held	£145

PHONE NOW

PX = Southampton	(01703) 255111
AX = London	(0181) 997 4476
RX = Axminster	(01297) 34918
LX = Leeds	(0113) 235 0606
BX = Birmingham	(0121) 327 1497

C.M.HOWES COMMUNICATIONS

Mail Order to: Eydon, Daventry,
Northants. NN11 3PT
☎ 01327 260178



RX Audio Filter Kit: £15.90
Hardware pack: £13.90



Morse Oscillator Kit: £9.80
Hardware pack: £10.10



Speech Processor Kit: £16.80
Hardware Pack: £11.90

Digital Readout Kit: £49.90
Hardware Pack: £24.90



There are lots
more kits in our
free catalogue!

Please send an SAE for your copy



Top Value RECEIVING ATU

Covers 500kHz to 30MHz. Increases wanted signals by impedance matching, and at the same time helps reduce spurious signals and interference. Kit contains case with smart printed front panel plus all other parts and hardware. Reviewed in the December SWM. Great performance and value!

CTU8 Factory Built: £49.90

CTU8 Kit: £29.90

The famous HOWES Active Antennas

AA2 150kHz to 30MHz ACTIVE ANTENNA

The neat compact answer for those with limited space, holiday use, mobile operation etc. Two selectable gain settings, local or coax powering (12 to 14V). Good strong signal performance, IP3 +38dBm. Easy to build, and much liked by customers!

AA2 Kit: £8.90 Assembled PCB Module: £13.90

AA4 ACTIVE ANTENNA FOR SCANNERS

Covers 25 to 1300MHz. Broad-band performance in a neat, compact package. Just 410mm (16") long. Excellent performance in a small space!

AA4 Kit: £19.90 Assembled PCB Modules: £27.90

AB118 AIR-BAND ACTIVE ANTENNA

Optimised for long distance reception on 118 to 137MHz air-band. Tuned antenna with pre-amp & band-pass filter. Hear ground stations you've never heard before!

AB118 Kit: £18.80 Assembled PCB modules: £25.90

MB156 MARINE BAND ACTIVE ANTENNA

156 to 162MHz marine band active antenna system. "Pulls in" those distant signals!

MB156 Kit: £18.50 Assembled PCB modules: £25.60

HOWES RECEIVER KITS



The "PW Daventry" 40M high performance superhet receiver featured in Practical Wireless (Sept. & Oct. issues) is an interesting project for those looking to build a slightly more advanced receiver that can outperform much more expensive general coverage sets. DAV40 electronics kit: £69.90. HA40R hardware pack: £27.90. SHS1 meter: £8.90. If you need a receiver to dig out the DX on 7MHz, this is the project!

MULTI-BAND SSB/CW RECEIVER

The DXR20 covers 20, 40 & 80M bands with optional extra band modules for 160M, 30M, 15M or 10M amateurs or 5.45MHz HF air. Many high performance features in this excellent direct conversion design!

DXR20 Kit: £39.90, DCS2 "S meter" Kit: £10.90, HA20R hardware pack: £28.90



MW1 Medium wave + 160M Beginners' Receiver Kit. Easy to build, complete kit package with hardware only £29.90! (plus £4 P&P)

We have other receivers in our range. Electronics kits start at £15.50 for the TRF3 SW broadcast Rx, and £16.90 for the DcRx single band SSB/CW Rx. Optional hardware and accessory kits are available. Please phone us to discuss the details.

PLEASE ADD £4.00 P&P, or £1.50 P&P for electronics only kits.

HOWES KITS contain good quality printed circuit boards with screen printed parts locations, full, clear instructions and all board mounted components. Sales, constructional and technical advice are available by phone during office hours. Please send an SAE for our free catalogue and specific product data sheets. Delivery is normally within seven days.

73 from Dave G4KQH, Technical Manager.

... THE FINAL FRONTIER?

This Month WXSAT Special

Review - Yupiteru MVT-7200 Scanner
There's Life in the Old Dog Yet!
International Short Wave Broadcasting
R1155 External PSU and AF Stage
Radio Austria International
Timewave DSP-59+ A User's Perspective
On Sale Now!

Coming Next Issue - December

European 1st Drake R8A - Review
Radiosondes
Memories of Police Radio
Radio Alianza
Expedition Earth 2000
A Day in the Life of GMS
Plus all the Regulars
On Sale November 23 -
Order Your Copy Today!

short wave magazine


01702
206835

Waters & Stanton

Spring 1996 Edition
Out Now!

Radio Communication
Catalogue

Waters & Stanton



Complete Product Guide
Plus Topical Editorial
1996 Edition

128 Pages
Of Products
& Editorial

£1.50

Our Spring 1996 catalogue is out now. 128 pages packed with Ham Radio products and accessories plus interesting articles and technical information. £1.50, or £2.00 by post.

To order by post:
Send £2 in stamps, cheque or
quote credit card number

DX-70 HF + 6M Transceiver

Free
AC Supply



100 Watts of pure brilliance! If you are serious about a compact HF mobile then this has to be your choice. FREE built-in narrow filters for SSB and CW. No wasted money on mediocre 2 metre performance - just pure engineering genius - phone for the colour brochure. **List Price £1,095**



DJ-G5 2m / 70cms

Includes a host of exciting features. You get CTCSS built-in, 200 memories as standard and a wideband receiver covering 108-174 / 420-470 / 800-950MHz. You'll love its compact size and its electronic vol. / squelch controls. Send today for full details of tomorrow's handheld.

Retail **£479**

*£179 based on PX deals

Between £200 to £300 for your old dual bander. Up to £200 for your old single bander. Your old handheld could be worth more than you think. Call for a quote.

Examples:

TH-78 Good condition & complete £300
DJ-580E Good condition & complete £280



DR-610 2M & 70CMS
50 Watts 2m 35 Watts 70cms
AM/FM Wideband Receive
120 memories CTCSS



Phone

The best dual band mobile we know of. Extremely compact and very easy to use.

ICOM IC-706 HF to 2 Metres



Nobody
Beats
Our Price!

A nice little rig that does everything - if you want everything in one box go for this - if you want the best in hf compact mobile rig and like to operate CW, go the DX-70.

HF Deals

INDEX QRP Plus
Now in stock!

Huge Stocks

Waters and Stanton stock all the popular models and every one is offered at a discounted cash price.

Discounts

Pay by cash, cheque or credit card to take advantage of our discounts.

Free Credit

Alternatively we can offer free interest terms calculated on retail prices with 10% initial deposits.

Extended Warranties
Many now come with FREE extended warranties.

Part Exchange

Best deals ever!

Package Deals

Give us a call and we will give you a great deal!

Yaesu FT-1000MP



£
phone

Kenwood TS-870



£
phone

Icom IC-775DSP



£
phone

Yaesu FT-990



2 Year
FREE
Warranty

Kenwood TS-450



£
phone

WATSON

The Ones Tuned
For the UK Bands!

No other range offers the same value
or the performance!

Mobile Models

W-285 2m 5/8th
3.4dB 200W
£15.95

W-770HB 2m/70cm
3/5.5dB 200W
£24.95

£24.95

£15.95



Hatch/Trunk Mount W-3HM



£14.95

5 metre cable kit W-3CK




£18.95

Thumb wheel adjustable
black stainless steel

Low loss 5D cable
with 30cm PTFE pigtail
PL259/SO-239

Base Station 2m/70cms

Fibre Glass - 2" Masts fittings




W-30 £39.95

W-50 £54.95

W-300 £69.95

W-30 2m/70cms 3/5dB 1.15m £39.95
W-50 2m/70cm 4.5/7.2dB 1.8m £54.95
W-300 2m/70cm 6.5/9dB 3.1m £69.95

Price Match



YAESU MASTER DEALER
KENWOOD
Main Dealer
ICOM
We'll match or

beat our competitors advertised prices on
genuine new UK stock. Just give us a call
and quote their current advert and maga-
zine - it's that simple! **G3QJVG0PEP**

WATSON

Power Supplies

3 Amps to 30 Amps - All EMC tested!



W-3A 3 Amp 12V current/Volt protected £22.95
W-5A 5 Amp 12V current/Volt protected £29.95
W-10A 10 Amp 12V current/Volt prote £49.95
W-10AM 10 Amp 3 - 15V variable £59.95

Shop and Mail Order; 22, Main Rd., Hockley, Essex. SS5 4QS Tel: (01702) 206835 Fax: 205843

VISA Branch Shop: 12, North Street, Hornchurch, Essex. RM11 1QX Tel: 01708 444765 **ACCESS**

MAIL ORDER To Hockley - 24 Hour Answerphone and Fax. Open 6 Days 9am - 5.30pm

THE BANDIT



PHONE US FOR PRICES ON ALL KE

For the benefit of new readers who may not know us, it would be appropriate in these days of superlative advertising claims to give you a little of our background. Lowe Electronics was founded by Bill Lowe in the 1960's. He acquired the nickname of "The Bandit" as a result of his no nonsense straightforward advertising. In our time, we have been sole UK distributors for Icom, Yaesu and Kenwood amongst many other brands. We have built our reputation on solid support and backup and an honest hype free sales policy. We will never knowingly sell you something inappropriate for your needs, neither will we make exaggerated claims for products we sell. We will not always be the cheapest, or even offer to match the cheapest, but when you buy from Lowe you can have complete confidence in the knowledge that we will not let you down.

Vårgårda Radio AB

Call us on (01629) 580800
and we will send you full details of
the top quality v.h.f. antennas from
Vargarda of Sweden.

VHF SWR METER

125-525MHz. 5/20/200W

£69.95

Average and PEP reading



The JPS ANC4 is one of the most impressive products that we have sold for a long time. It connects between your transceiver and the antenna and nulls out all local noise including computer and TV timebase hash. You have to hear it to believe it! Call or write to us for a copy of an independent review.



only £189

THE NEW KENWOOD TS870S

is now in stock

- Fully DSP at IF stage • Built in RS232 control
- Auto ATU as standard • Built in K1 LogiKeyer
- Successor to the famous TS850



**Phone for
best price**

ADI 2m
and
70cm
hand-
helds
IN
**STOCK
NOW**

NEEDLESS TO SAY, ALL ITEMS ARE SOLD WITH THE FULL WARRANTY AND FAMOUS LOWE BACKUP. ALL PRICES INC VAT. NEXT DAY DELIVERY £10 EXTRA. VISA/MASTERCARD WELCOME. CASH EVEN WELCOMER! CHEQUES AS WELL.

Lowe Electronics are sole UK distributor for Kantronics, the world leaders in packet equipment. See the Kantronics range on demo at your nearest Lowe shop.

BERKSHIRE

3 Weavers Walk
Northbrook Street
Newbury
Tel: (01635) 522122

NORTH EAST


Mitford House
Newcastle Int. Airport
Newcastle Upon Tyne
Tel: (01661) 860418

WALES & WEST

79/81 Gloucester Rd
Patchway
Bristol
Tel: 0117-931 5263

SOUTH EAST

High Street
Handcross
West Sussex
Tel: (01444) 400786



Lowe
Chesterfield Road, Matlock, D

PHONE FOR
A COPY OF OUR
GREAT WEEKLY
SECOND-HAND
LIST

IS BACK

KENWOOD AND YAESU TRANSCEIVERS

GPS EQUIPMENT


MAGELLAN GPS 2000 GARMIN GPS 45

- Smaller than a 2m hand-held
- Tracks up to 12 satellites
- 15 metre accuracy
- 17 hour battery life
- Lat Long or Nat Grid
- Stores 250 way points
- Zoom-in map of your track
- Up/download route from PC
- Remote mountable antenna
- Ideal for in-car use
- Use with your packet TNC

only **£199**



only **£289**



VIRTUAL CYBERSPACE CLEARANCE SALE

Look at our WWW site
(address below) for our
super clearance list of
bits and pieces

LOOKING FOR AN HF ANTENNA BEFORE WINTER?

WE STOCK A LARGE RANGE:-

Chelcom Verticals.
Chelcom wire antennas.
Cushcraft Verticals. Hygain
Beams. Hygain Verticals.
Butternut Verticals. Hygain
rotators. Emoto rotators.
Yaesu rotators.

Ask for our HF antenna pack

USED EQUIPMENT

As we have 8 shops across the
country, we have a constant flow
of trade-ins coming in. Every
used item we sell is backed by
our 3 month warranty. Here is a
small sample of rigs currently
available.

Kenwood TS-950SD	£1995
Kenwood TS-940AT	£1275
Kenwood TS-830S	£495
Kenwood TH-78E	£295
Yaesu FT-747GX	£495
Yaesu FT-208R	£110
Icom IC-R71E	£695

Call us for our complete list

Got a 2M hand-held?

Want more power? Using it
mobile? You need our new
linear amp with pre-amp.

WS-1090H

- Up to 5W in • 80W out
- GaS FET pre-amp • SSB
or FM only **£139**

Saturday December 9th is

OPEN DAY AT BRISTOL

Tony and Dave look
forward to welcoming you
to their famous
**PRE XMAS
CELEBRATION**
for lots of bargains!

NEW! Hygain DX77

Advanced Vertical Windom.
10-40m including WARC.
NO RADIALS. 29 feet high.

only **£275**

SEND FOR A LEAFLET

Call at your local Lowe
shop for Watson aerials

**KENWOOD MAIN
DEALER**

**ALINCO STAR
DEALER**



YORKSHIRE

12 Station Road
Crossgates
Leeds
Tel: 0113-232 8400

SOUTH WEST

117 Beaumont Road
St. Judes
Plymouth
Tel: (01752) 257224

EAST ANGLIA

152 High Street
Chesterton
Cambridge
Tel: (01223) 311230

SEE US ON THE WEB!



orders@lowe.demon.co.uk
info@lowe.demon.co.uk
<http://www.demon.co.uk/lowe/index.html>

Electronics

Derbyshire DE4 5LE Tel: (01629) 580800 Fax: (01629) 580020

NEWS FLASH

SOUTHERN SCANNING & SHORTWAVE
inc. South Coast CB Supplies

are pleased to announce the opening of

THE SHORTWAVE SHOP

Novice – Amateur – SWL – Airband – CB – Marine

on Wednesday 1st November at 2.00pm

Southern Scanning & Shortwave are the Kenwood main dealer for the South Coast and appointed dealers for Yaesu & Icom equipment. We also supply all major brands of new & used communications equipment.

World Time Clock with Weather Data

£39.95

A world time clock with a large, see-through LCD display with world map. The clock is ideal for shack and displays the weather and time for 24 major cities across 16 time zones.

- Weather data reference shows min/max temperature (°C or °F) and number of rainy days each month for each city
- 100 year calendar clock
- 12/24 hour time format
- Summertime setting for each city
- Daily alarm can be set for each city.



NEW

JUST ONE OF OUR OPENING OFFERS.

18 FAIRMILE ROAD, CHRISTCHURCH, DORSET BH23 2LJ

PHONE/FAX 01202 490099 • MOBILE 0836-246955

2 MILES FROM BOURNEMOUTH INTERNATIONAL AIRPORT. JUNCTION ON A338 FORECOURT PARKING FOR DISABLED

S.R.P.

TRADING

**YUPITERU
MVT-7100**

VERY SPECIAL PART EXCHANGE DEAL
OR HUGE CASH DISCOUNT FOR
STRAIGHT PURCHASE

**RING FOR
DETAILS**



PRO-2039 Base Scanner

200 channels with Hyperscan system which lets you scan at 25 or 8 channels per second. High speed search facility. Features include scan delay – holds frequency for two seconds after message ends. Memory back-up protects stored frequencies. Coverage: 68-88, 108-136.975 (AM), 137-174, 380-512, 806-960MHz.



**Price £219.99
Save £70. NOW**

£149.99 + £5 P&P

★ NEW ★

Nickel Metal Hydride (NiMH) batteries
Super Syncro 1100 Rechargeable

The new generation of rechargeable 'NiMH' or Nickel Metal Hydride cells, free of toxic or hazardous elements such as cadmium, lead, mercury or lithium, which can be used repeatedly and disposed of safely when finally thrown away. A service life of 500 to 1000 charge/discharge cycles can be expected, and the capacity related performance is normally 30 to 50% better than that of the best equivalent NiCd cells.

AA Cell battery 1100 MAH voltage 1.2

£3 each inc. P&P

NE-85 Multiband Radio AIR-108 TO 137MHz

Public band and amateur 137 to 146MHz. Public band and marine 146 to 176MHz. Public band and fire service 54 to 88MHz. FM radio broadcasts BBC etc 88 to 106MHz. Supplied with "Rubber duck"/metal aerial. Prof. squelch control, 3.5mm earpiece/extension speaker socket. Operates from four penlight batteries supplied. Complete ready to use.

One year guarantee. **£19.99**

Plus post, packing and insurance £3 UK,
£8 Continent and Eire.



PRO-43

200 channel scanner
Features priority mode, auto and manual AM/FM mode selection, backlight, audible low battery and memory back-up. 6 x "AA" batteries. 20-9300MHz, 400.125-512MHz and 806-999.9875MHz.

Price £249.99 Save £100



NOW £149.99 + £5 P&P



**Mail Order: SRP Trading, Unit 20, Nash Works, Forge Lane Belbroughton,
Nr. Stourbridge, Worcs, Tel: (01562) 730672. Fax: (01562) 731002**
Shop: SRP Radio Centre, 1686 Bristol Road South, Rednall, Birmingham B45 9TZ.
Tel: 0121-460 1581/0121-457 7788



EDITOR'S *Keylines*

In the last few weeks I've met many really frustrated people. Why are they frustrated? They're trying to find somewhere to take a Radio Amateur's Examination course and finding it very difficult to do so!

And if they eventually do find somewhere that's running an RAE course, they've then got to clear the final hurdle and find an examination centre! Obviously, since Colleges and Further Education Centres have gone 'fully commercial'...a real problem has appeared on the horizon for our hobby.

So, if you are finding it difficult (or have found difficulties recently) I would be pleased to hear from you. However, there's someone else who is specifically aiming to help frustrated RAE candidates and he needs to hear from **you** directly.

Paul Essery GW3KFE is 'Zone E' Member of the Radio Society of Great

Britain, and he would like to hear from anyone having problems in finding an RAE course or in sitting the examination. You can write to Paul at **287 Heol-y-Coleg, Vaynor, Newtown, Powys, Wales SY16 1RA** or telephone him on **(01686) 628958**. Your letter or 'phone call could help Paul to help you and many others!

Subscription Services

Finally for this month, I should perhaps mention that I've been invited to the Bristol headquarters of Subscription Services Ltd. And if you hold an amateur radio licence or CB radio licence, you'll realise they are the

contractors who run the licensing operations on behalf of the Department of Trade & Industry.

I'm looking forward to the visit (on Wednesday October 25) and learning a lot more about SSL (a subsidiary of the Post Office) and how they work. And of course, I intend to keep *PW* readers fully informed on what I learn from the visit.

And, as I write this, the service from SSL seems to have improved. We certainly don't get the number of complaints we used to, or is it that frustrated readers have given up? However, I've no doubt that if you have a problem...you'll write and let me know! Cheerio for now.

Rob Mannion G3XFD



COMPETITION *Corner* Spot The Difference

It seems as though everyone in the *PW* office has entered into the spirit of the 'workshop and test equipment' mood. 'Tex' Swann G1TEX is trying to resuscitate his Reliant Three-wheeler again, there's Zoë mending her typewriter while the Editor and Donna 'Toad' Vincent are trying to repair one of G3XFD's artificial arms (while he's wearing his new electronic right hand!). It's left to our guest (Worthington GW3COI himself) to do electronics! See if you can 'Spot The Differences' in the two cartoons and win a prize!

There are 12 differences to mark on the bottom version of the cartoon this month, good luck.



Name.....
Callsign.....
Address.....
.....
Postcode.....

FIRST PRIZE: A year's subscription to *Practical Wireless* or a £20 book voucher.

SECOND PRIZE: A six month subscription to *Practical Wireless* or a £10 book voucher.

☐ SUBSCRIPTION ☐ VOUCHER

Entries to reach us by Friday 21 December 1995.

Send your entry (photocopies acceptable with corner flash) to: **Spot The Difference Competition, December 1995, PW Publishing Ltd., Arrowsmith Court, Station Approach, Broadstone, Dorset BH18 8PW.** Editor's decision on the winner is final and no correspondence will be entered into.

COMPETITION CORNER
DECEMBER 1995

Please send your letters to the Editorial offices in Broadstone. Reader's letters intended for publication in 'Receiving You' must be original and not be duplicated. Letters are accepted on the understanding that they have only been submitted to *Practical Wireless*. Please ensure that your letter is clearly marked 'for publication in Receiving You' and that it has not been submitted to other magazines. We reserve the right to edit or shorten any letter. The views expressed in letters are not necessarily those of *Practical Wireless*.

RECEIVING You

The Star Letter will receive a voucher worth £10 to spend on items from our Book or other services offered by *Practical Wireless*. All other letters will receive a £5 voucher.

Tri-Band Beam Antennas

Dear Sir

I note with interest the letter from Z21KIR/G7URW in your October issue. Mr Tucker needs only to buy a copy of the *Beam Antenna Handbook* by W6SAI and W2LX. This excellent book contains all the whys and wherefores of Yagi beam construction and design. There are several multi-band designs included, even a log periodic, which is, of course, trapless.

There was also a letter from G3AFC in the same issue who is wrestling with the problems of a small garden. My garden is only 36 x 23ft. and up to now I have restricted my activities to 20m and upwards. I have used various home-brew antennas including dipoles, delta loops and best of all, a ground plane.

I use the antennas and experiment, dismantling them when not required. All this activity has aroused the curiosity of my neighbours who have been invited in to see the station working.

They all seem to be on my side. One of them got breakthrough on his new TV so I 'loaned' him a TV filter to good effect. This same neighbour has now offered the use of his garden for antenna experiments as well! The secret seems to be to get to know the neighbours well and take down your antenna when not in use.

Finally, to render my antennas 'invisible' I make them out of clothes line from the local supermarket. This stuff is brass-plated, multi-strand steel wire covered in plastic. It solders well, is very strong, will handle up to full legal power and is very cheap. Best of all, the neighbours think the washing line has been left out, if it's configured as a long wire!

P. J. Halls G4CRY
York

Dear Sir

Home-brew 'Tri-Banders'. I have just read the letter from Nigel R. Tucker which tells us that he cannot find details for the making of tri-band Yagi beams centred on 14MHz. I suppose he means an antenna that will work on 28, 14 and 7MHz. I doubt if he will ever find constructional details of such an antenna.

Tri-band Yagi beams are very difficult to design and even more difficult to fabricate. This is why the antenna 'Bible' the *ARRL Antenna Book* has no tri-band Yagi designs.

There is lots of information on the construction of mono-

banders, which after all are more effective than trapped antennas. To have a 7MHz Yagi that will be effective for DX work, an antenna support at least 20m high is needed.

Making any kind of multi-element Yagi beam requires engineering and radio skills. It would be difficult to find the materials and their cost would come to about the price of a commercially available beam antenna.

The problems I have outlined account for the lack of information on home-brew, tri-band Yagis in radio magazines and antenna books. A comprehensive constructional

★ ★ ★ ★ ★ STAR LETTER ★ ★ ★ ★ ★

Dear Sir

For some time now I have intended to write to *PW* about publication of h.f. antenna designs, particularly with a view to building. After reading the letter by Nigel Tucker Z21KIR/G7URW, I decided to write in.

Firstly I would refer you to your reply to that letter, ie. h.f. Yagi design could make a very practical article! This is very true. However, if you decide to go ahead in a future issue, I feel compelled to ask you to make it a 'good one'.

By good, I mean it would have to possess the properties, or nearly so, of a trade antenna, such as say a Cushcraft or Tet, etc. and show individual components, also specify materials to carry full dimensions as Nigel's letter states, having said that, its height, etc. must be left to the individual circumstances, as the designer would have no influence over these issues.

I have obtained countless drawings and articles over the years, but never once a good, fully dimensioned design. I have seen, for instance, capacitors apparently hanging from sky hooks, etc.

My other hobby is model engineering, and while I recognise the difference between aspects of the two hobbies, I can tell you that the magazine *Model Engineer* would not exist without the projects it publishes being fully dimensioned. So many radio magazines will tell the reader how to produce and assemble a project, however, a simple drawing would save a lot of script and crystal ball gazing!

I also recognise why *PW* exists and for sure it is not mechanical engineering in itself, but it is very closely allied, without mechanical engineering amateur radio would not exist. For a long time now I have asked myself why this particular problem prevails, could it be pressure on Editors by the trade not to make things too easy, or the inability of those who aspire to design and offer for publication the result of their work? I do not believe the former, but the latter could be true, I sincerely hope not.

Finally, my thanks to Nigel and to *PW* (despite the criticism). So, come on all of you and make it more interesting and dare I say more practical.

Don Birch G0ORM
Cumbria

Editor's comment: We try our best Don, that's why whenever possible, *PW* prototypes of projects intended for publication (including antennas) are built and commented on. But you can be sure we'll carry on trying to make our projects even better!

article would take up many pages of a magazine and few readers would have the time or the skills to replicate the design.

Can I suggest Mr Tucker purchases a copy of that excellent publication *Beam Antenna Handbook* by Messrs. Orr and Cowan (see *PW* Book Service list)? There's also the book *HF Antenna Collection* published by the RSGB, again available from *PW* Book Service.

My DX work on h.f. has all been done when using wire antennas and I feel sure that Mr Tucker could put up Vee beams or even Rhombic antennas to good effect. If he scans the

regular 'Antenna Workshop' articles, Mr Tucker will find something that he can build cheaply and which will certainly work first time.

By the way, I can walk up masts that are 40ft high which have their bases secured to one of my apple trees!

John Heys G3BDQ
Guestling

Editor's comment: John G3BDQ is of course one of our team of 'Antenna Workshop' authors. And don't forget, if you have an interesting antenna idea, you can share it with other readers!

Transceiver Conversions

Dear Sir

Further to your 'Keylines' comments in the October edition of *PW*, I wholeheartedly agree with your sentiments as to the purchasing (by amateurs) of 27MHz multi-mode radios for conversion to 28MHz operation. For many years now, we, as amateurs, have been restricted by the powers that be from purchasing, possessing (dreaming of!) any form of radio that could conceivably be utilised by 27MHz operators.

As you stated, these multi-modes CB sets are readily available, not only as second-hand units on Bring & Buy stalls at rallies, but also openly available from various retail outlets here in the UK. Therefore, if CB sets of this nature are filtering into Britain and are not being stopped in their tracks, then why can't we as legal operators purchase 28MHz radios?

I believe the time has come for the Radiocommunications Agency (RA) to change their attitude to this subject. They (the RA) have already endorsed ETS 300-433 as a European a.m./s.s.b. CB standard, so surely now this new broad-minded attitude should apply to amending the legislation appertaining to 10m equipment (be it CB conversions or proper rigs, i.e. Uniden 2830, etc.). Please keep this subject in the news, it's a good cause.

John Wheeler GOIUE
Wiltshire

'High Flyer' Antenna

Dear Sir

Ref 'High Flyer' antenna, November *PW*. On reading Clive G4SLU's report on the *PW* version of my 'High Flyer' design, I am left wondering why it did not work properly, giving an s.w.r. of 2:1 instead of 1.2 to 1.0. If you reduce the length of the antenna to raise the frequency and pull out the tuning rods to lower it back to 18MHz you now have the the 'IndoCap' further into the current section, which would induce more capacitance and raise the 'Q'.

Ruling out any bad connections it is possible that the antenna was tuned to a shallow secondary resonance, which this type of antenna seems to have. Another probability to that the tuning rods are going back through the coils. It's twelve months since I worked on this antenna, but I believe this can upset things. I hope these few points may help any constructors who have problems.

Victor Goom G4AMW
Dorset

Dear Sir

Re - Letter from Mr Page, Tyne & Wear. Mr Page's letter in your September 1995 magazine raised some interesting points I would like to explore.

Firstly, he mentions the fact of unauthorised 'eavesdropping' on telephone conversations and the Emergency Services communications. He quite rightly points out that the police, in certain parts of the country, have started to scramble their radio traffic.

I however, totally disagree with his remarks that possession of scanners should be illegal. There **are** people who do actually use them **legally**. I myself used one a few years ago to monitor the local 144 and 430MHz amateur bands locally and listened to nothing else. For him to suggest that **everybody** uses them illegally is total 'hogwash'!

Other countries have a good system of prohibiting unauthorised monitoring by 'Joe Public'. It is called encryption - the 'good old US of A' has been doing it for years! Only in the last few years have our police forces cottoned on to this notion!

My second point is regarding his comments on CB radio, specifically power amplifiers (p.a.s). Again I agree with most of his comments with regard to these illegal items, but I feel that his argument is still lacking in details somewhat. I have seen

these things and the diagrams that go with them, the filtering, if any is **very rudimentary** to say the least!

If you want to stop illegal p.a.s being used, then outlaw their importation into this country. They are no use for a.m. or s.s.b. as Mr Page points out, they are designed for constant amplitude, i.e. f.m. (even then that's debatable!).

My last point is, there still seems to be, after 14 years of legal CB, a 'them and us' attitude between CBers and 'Hams'. Surely this can't continue, if we want to progress beyond this ideology that holds us back. After all, they are just different faces of the same hobby - **radio**!

Mr Page implies that

many CBers use p.a.s, this is probably true, but on the other hand, there are many stations out there who run just the legal 4W and are quite decent to talk to. I live in the east end of Glasgow and yes, there is a problem of people using illegal p.a.s, and 50W is not uncommon!

Hopefully, the amateur radio fraternity will remember before they criticise CBers, that there are lot of decent stations out there to talk to (you should give CB a try sometime). I see things 'from both sides of the coin' so to speak. How about a CB Radio Club and Amateur Radio Society?

Ian McCallum
Glasgow

Dear Sir

The factual inaccuracy in Adam Page's letter regarding scanners in the September issue of *PW* went un-challenged - or even commented upon by the Editor. The writer asserts that it is 'illegal to use' scanners and that 'nobody uses them legally'. This is completely factitious and I am surprised that the Editor didn't bother to point this out.

Scanners are bought and used - with perfect legitimacy - by many people including radio amateurs. They provide a relatively cheap way of monitoring a number of v.h.f./u.h.f. (amateur) bands, looking for band openings or just to monitor local activity. All quite legal!

His (Mr Page's) comment that "it should be illegal to possess radio scanners" seems to be pandering to a further increase in bureaucratic dictatorship. Perhaps it would make sense to sweep away much of the ludicrous *Thou shalt not listen* laws and adopt the more liberal regime of North America, where it is quite legal to listen to anything you like, even the police.

Gareth Jones GW4KJW
Gwent

Dear Sir

Re - correspondence from Adam Page of Tyne & Wear where he states that it is illegal to use a scanner. This statement is not entirely accurate.

I use my scanner legally whilst monitoring the amateur bands from 28 to 430MHz. The activity outside of the amateur bands does not interest me and this is the only area where the use of a scanner would be illegal so far as the radio amateur or short wave listener is concerned.

Jack Cunningham GM3JCC
Scotland

Editor's comment: I thank the (very) many scanner users who have written to defend their use. As the point has been well made by the letters selected for publication, the correspondence on scanners is now closed.

Mobile Outbackers

Nevada Communications of Portsmouth have recently announced two new Outbacker mobile antennas designed for use with the Icom 706 and the Alinco DX-70.

Firstly there's The Outbacker Perth Plus which is 1.8m in length, can be used to operate on the 3.5, 7, 10, 14, 18, 21, 24, 28, 50 and 144MHz bands and is rated to 100W. This antenna also has a 1.8MHz option available. The Outbacker Perth Plus costs £249 including VAT.

The second new Outbacker is known as the Junior Plus and covers the 3.5, 7, 10, 14, 18, 21, 24, 28, 50 and 144MHz bands. This antenna is described as being easy to use, low profile and does not require a tuner. The Junior Plus costs £225 including VAT.

Both the Perth Plus and the Junior Plus allow you to change the antenna tip to use the antenna on 50MHz.

For more details on the full Outbacker range of antennas contact **Nevada Communications, 189 London Road, North End, Portsmouth PO2 9AE. Tel: (01705) 698113.**



Pascoe's Penny Pinchers

Dick Pascoe G0BPS has written various antenna articles over the years for *PW*, and is well known in the world of amateur radio for running Kanga Products and more recently has produced a book entitled *Pascoe's Penny Pinchers - A collection of Wire Antenna's that can be built for pence, not pounds.* (The title incidentally has been 'stolen', with permission from Rob Mannion G3XFD, from one of G0BPS's articles which appeared in *PW*!)

Pascoe's Penny Pinchers is an A5 sized book comprising of 36 comprehensive pages which cover everything from the simple ground plane antenna through directional arrays and feeders to hints on trimming and cutting for resonance. Dick G0BPS is hoping that this publication will be the first of three, the others will follow in the near future.

A copy of *Pascoe's Penny Pinchers* will cost you **£4.95** plus **£1 P&P** and is available direct from **Dick Pascoe at Kanga Products, Seaview House, Crete Road, Folkestone, Kent CT18 7EG.**

NEWS '95

Send in your news, photographs and product information to **Donna Vincent G7TZB** at the editorial offices in **Broadstone.**

Datong Electronics

Datong Electronics of Leeds would like to point out their full postal address is **Clayton Wood Close, West Park, Leeds LS16 5QE** and that their telephone number is **0113-274 4822** and **FAX** number is **0113-274 2872**. If you have recently tried to contact Datong by FAX without success this is because an error crept into the FAX number details given in their recent adverts. *We apologise for any inconvenience caused by this error.* **PW**

QRP Is Alive in Dublin

The Rev. George Dobbs G3RJV reports on the first International QRP week that was held in Dublin at the end of August.

The promise of QRP and a visit to Ireland was too much to turn down, so I gratefully accepted an invitation to be a speaker at the first International QRP Week in Dublin at the end of August. The event was held at the Marino Institute of Education on the north side of Dublin.


The Marino institute is an impressive building set in its own grounds and run by the Order of Christian Brothers. **Donal Leader EI8EIB**, the Director, is a keen radio amateur and member of the G QRP Club.

The QRP week included a series of lectures, practical amateur radio construction, under tuition, in an electronics laboratory and metal work in a fully equipped workshop. The event also included a fully working QRP Station with the special event call sign **EI3RJV**.

A programme was arranged which allowed plenty of time for sightseeing and exploration of Dublin. The week was a great success for all who attended and the good news is that further events of a similar nature are planned for the future.

On the final evening members were treated to a reception for the formation of the QRP Club Of Ireland. I was honoured by being invited to give the inaugural speech to launch the club.

The Chairman designate, **Bill Ryan EI8BC**, then presented me with a fine laminated certificate as the first member of the new club. There seemed no end to my good fortune as the Director presented me with a time and weather panel. After a fine buffet and a lesson in choosing Irish Whiskey, all of my fine opinions of the Irish were confirmed!



George G3RJV and Dick G0BPS at the gate of the Marino Institute of Education which was the venue for the International QRP Week.



Donal Leader EI8EIB, Director of the Marino Institute, presents a time and weather station to G3RJV.

The visit to Dublin gave me a fine excuse to explore a little of Ireland. The event itself allowed time to visit Dublin with my wife, **Jo-Anna G0OWH** and my fellow speaker **Dick Pascoe G0BPS**. The combination of QRP and my interest in Celtic culture is certainly a heady mix. When future events are planned by the QRP Club of Ireland, I will be itching to return. I can well advise others to join me.

The QRP Club of Ireland is open to anyone. For further information write to **Bill Ryan EI8BC, c/o The Marino Institute of Education, Griffith Avenue, Dublin 9, Ireland.**

Poole Novices

The **Poole Radio Society** have sent the 'newsdesk' a copy of their recently produced *Novice Booklet*. This is aimed at B Class Novices and concentrates on providing practical advice and help to those who have recently obtained their Novice Licences.

The *Novice Booklet* is split into three main sections. The first section offers guidance on topics of relevance to both Class A and B Novices which will, it is hoped, be of considerable interest to all newly licensed radio amateurs. The second section covers topics of interest to A Class Novices

whilst the third section covers topics of specific interest to B Class Novices.

Copies of the *Novice Booklet* are available from **Colin Redwood G6MXL, 45A Lulworth Avenue, Hamworthy, Poole, Dorset BH15 4DH** for **£5**. Cheques should be made payable to **Poole Radio Society**.

Hoddesdon Radio Club

The **Hoddesdon Radio Club** is only in it's fourth year, yet is nearly fully equipped. Part of its success is due to the very varied programme, ranging from astronomy through, beer and wine making to visits by the RSGB President.

The membership includes Novices, short wave listeners and CB enthusiasts and also has many wives and girlfriends attending meetings. Members meet at the Conservative Club in Rye Road, Hoddesdon, Hertfordshire, and visitors are always welcome.

The club's quarterly magazine is the envy of many and regularly contains over 30 pages, packed with information. The magazine is produced by the club's Treasurer **John G4VMR**, who owns the Hertfordshire Display Company.

The club is twinned with the Indian Mound Radio Club in Florida and through the magazine, articles are of interest to both clubs. The Hoddesdon RC also take part in local events, like the Hoddesdon carnival and next year members will be fund-raising for a national charity in special event stations and having 'guess the distance' competitions.

An annual dinner is held in March, for the 50 members, and the club is always on show at the Picketts Lock Rally. Further details can be obtained from the Secretary, **Dave G1CAY** on (01992) 460841.

Stourbridge's Field Day

Stuart J. McKinnon G0TBI took immense pleasure in taking part in this year's HF SSB Field Day, with the **Stourbridge & District Amateur Radio Society**, of which he has been a member for almost three years now. The site chosen was approx 215m a.s.l. right on the Shropshire/Staffordshire border, and with the height advantage on one hand, and the loan of a 20m tower from Strumeh in the other (thanks to Mr David Taylor), the society set about organising the chosen site, something the club had not done for a good many years.

There were various tasks to perform, and Stuart was delegated as site manager some weeks before, everyone else was doing the lifting and putting together, etc. Having arrived on site at 08.45 local time, the society was astonished to see

everything up and running by 12.30hrs!

There were obviously many jobs to be tackled, tents to be erected, antennas to be strung up, the tower to be winched up and safely checked, equipments to be installed and checked and, of course, one vital piece of kit, the trusty generator, which, by the way, was fed with leaded fuel for the first 12 or so hours. However, once the society bought it some unleaded to drink, apparently it purred just like a kitten!

During all of this, it must not be forgotten that an army does not march on an empty stomach! Stuart's XYL Anne and another Ann, XYL of **Frank G0RXX**, Ann, did the society proud by providing excellent catering facilities in the mess tent, loaned and erected by **Eric G7JWJ**. Although the society had several groups of operators and a reasonable shift system in operation, the contacts that were made were by no means as many as some of the stations that the society worked.

Stuart would like to thank all the members of the society who took part in or contributed to the running of the event. The society even had one member, **Julian**

G7BVV, who travelled down from Tadcaster to help out. All in all, the society had a 'jolly good time' and feel that the event can only stand them in good stead for any future contests or events.

Open Evening

Back on Tuesday September 12 1995, the **Mid-Warwickshire Amateur Radio Society** held an open evening, which took place at the club meeting rooms. A wide range of displays illustrated the varied interests of the membership.

Home construction and the use of computers in radio circuitry illustrated the technical and practical aspects. The RAYNET display was popular and aroused considerable interest.

Amateur stations were active on air throughout the event and many magazines, leaflets and posters were freely



Your page - your story! The local Amateur Radio Club is seen by many as being the 'backbone' of our hobby. There are some interesting stories to be told, so let's hear about your club history, share the information and you'll probably recruit new members at the same time!
Editor.

available to those who wished to take them.

The Mayor of Warwick, Councillor Mrs Christine Hodgetts was met by the Chairman, Brian Clulee G0LXG, and was escorted around the exhibits.



John G1WXF demonstrating 144MHz with Chairman Brian G0LXG and Mayor of Warwick, Christine Hodgetts in background. (Spot the Practical Wireless magazine!)



Mayor of Warwick Christine Hodgetts being shown a Lake Electronics kit by Chairman Brian G0LXH with Treasurer Peter G0IHH in background.

HAYDON COMMUNICATIONS

Yaesu

FT-1000MP AC/DC



New state of the art HF transceiver. Give us a call for the lowest price or best part-ex deals in the UK

RRP **£2599**

Yaesu FT-990DC



Free Yaesu filter offer! Claim two FREE filters from Yaesu when buying a 990 DC this month.

RRP £2099
OUR PRICE **£1679.95**

Yaesu FT-840



Compact HF Transceiver with general coverage receiver.

WE ARE GIVING AWAY A FREE P-2512 PSU WITH EVERY RADIO SOLD THIS MONTH.

RRP £899
OUR PRICE **£749.95** + FREE PSU WORTH £90

Kenwood TS-870S



We'll offer the best part-ex deals. Don't hesitate - Give us a call today and upgrade to this superb new transceiver from Kenwood.

RRP **£2399.00**

HF ACCESSORIES




Vectronics VC-300M

Mobile All band ATU with dual meters. Use mobile or indoors

RRP **£89.95**

Vectronics VC-300DLP



UK's Best Selling ATU with dummy load and VSWR meter. RRP

£129.95

P-2512

25-30A power supply with variable volts (3-15), dual meters (VS & AMPS) and over voltage protected.



RRP **£89.95**

KENWOOD

TS-950SDX	RRP £3999.95	OUR PRICE £PHONE
TS-870S	RRP £2399.95	OUR PRICE £PHONE
TS-450SAT	RRP £1649.95	OUR PRICE £PHONE
TS-450S	RRP £1499.95	OUR PRICE £PHONE
TS-50S	RRP £1059.95	OUR PRICE £PHONE
TS-790E	RRP £1959.95	OUR PRICE £PHONE
TM-255E	RRP £949.95	OUR PRICE £PHONE
TM-455E	RRP £1059.95	OUR PRICE £PHONE
TM-251E	RRP £419.95	OUR PRICE £PHONE
TM-451E	RRP £459.95	OUR PRICE £PHONE
TM-702E	RRP £579.95	OUR PRICE £PHONE
TM-733E	RRP £729.95	OUR PRICE £PHONE
TH-79E	RRP £479.95	OUR PRICE £PHONE
TH-22E	RRP £254.95	OUR PRICE £PHONE
TH-42E	RRP £289.95	OUR PRICE £PHONE
TH-28E	RRP £319.95	OUR PRICE £PHONE

YAESU

FT-100MP (AC)	RRP £2899	OUR PRICE £PHONE
FT-1000MP (DC)	RRP £2599	OUR PRICE £PHONE
FT-990DC	RRP £2099.95	OUR PRICE £PHONE
FT-840	RRP £899	OUR PRICE £PHONE
FT-290RII	RRP £599.95	OUR PRICE £PHONE
FT-790RII	RRP £749.95	OUR PRICE £PHONE
FT-690RII	RRP £649.95	OUR PRICE £PHONE
FT-2500	RRP £399.95	OUR PRICE £PHONE
FT-8500	RRP £749.95	OUR PRICE £PHONE
FT-11R	RRP £324.95	OUR PRICE £PHONE
FT-51R	RRP £529.95	OUR PRICE £PHONE


ALINCO

DX-70	RRP £1095.95	OUR PRICE £PHONE
DR-610E	RRP £729.95	OUR PRICE £PHONE
DR-130E	RRP £359.95	OUR PRICE £PHONE
DR-150E	RRP £389.95	OUR PRICE £PHONE
DR-430E	RRP £399.95	OUR PRICE £PHONE
DR-M06X	RRP £359.95	OUR PRICE £PHONE
DJ-180E	RRP £229.95	OUR PRICE £PHONE
DJ-G5	RRP £479.95	OUR PRICE £PHONE

ICOM

IC-706	RRP £1195.00	OUR PRICE £PHONE
IC-775DSP	RRP £3699.00	OUR PRICE £PHONE
IC-736	RRP £1069.00	OUR PRICE £PHONE
IC-738	RRP £1649.00	OUR PRICE £PHONE
IC-21E	RRP £529.00	OUR PRICE £PHONE

TIMEWAVE AUDIO FILTERS



TIMEWAVE DSP-59 PLUS	£299.00	£275.00
TIMEWAVE DSP-9 PLUS	£239.00	£225.00
DATONG FL-3	£149.95	£139.95
MFJ-784B	£249.95	£229.95

SWR METERS



Nissel RS-402

125-525 MHz (200W) FWD/REV/AVE/PEP PWR + Full SWR Indicator and Meter Illumination.

RRP **£69.95** P & P £4

Nissel RS-102



1.8-150MHz (200W) FWD/REV/AVE/PEP PWR + Full SWR Indicator and Meter Illumination

RRP **£69.95** P & P £4

TSA-6601



144-44MHz (60W) pocket PWR/SWR meter

£34.95 (P&P £1.00)

TSA-6602 VHF/UHF ant matcher **£34.95** (P&P £1.00)

COAX SWITCHES

CX-401	4 way (SO-239)	£39.95
CX-401 'N'	4 way (N TYPE)	£49.95
CX-201	2 way (SO-239)	£16.95
CX-201 'N'	2 way (N-type)	£21.95



MICROPHONES

MS-107 'K' Miniature hand microphone. Fits Kenwood, Yaesu, Icom and Alinco

RRP **£14.99**

P & P £1

NB-30W



2M FM Handheld Amplifier 1/1.5W input 30W output.

P&P £2
RRP **£44.95**

HANDHELD MOUNTS

MA-339

Mobile Holder. Fits all H/Held radios. Sticks onto dashboard of car.

RRP **£9.95**



QS-200 Air-vent h/held holder£9.99
QS-300 Desk top h/held holder.....£19.99

NB: ALL PRICES INCLUDE VAT

★ Outside office hours 0850 586313 ★ Mail Order: Same Day Despatch ★

SALES PHONE - **0181-951 5781/2**

132 High Street, Edgware, Middlesex HA8 7EL

Close to Edgware underground station (Northern Line). Close to M1, M25, A406.

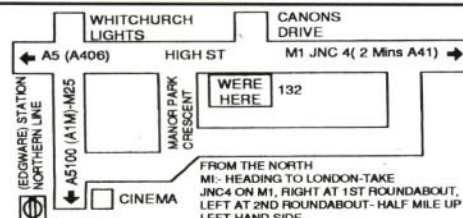
ax: 0181-951 5782



★ OPEN:-
ON-FRI 10-6PM SAT 10-5PM



DELIVERY (UK MAINLAND) 24HR £10 / 48hr £7.50



ONS

AMAZING PRICES GUARANTEED PHONE NOW – YOU'LL GET FIRST CLASS SERVICE, SAVINGS AND SUPPORT

NEW PRODUCTS NEW PRODUCTS NEW PRODUCTS NEW PRODUCTS NEW PRODUCTS NEW PRODUCTS NEW PRODUCTS

Nissel EP-300



Deluxe over the ear earpiece.
Fits all handheld radios.

£9.99

P & P £1

Nissel EP-300T



Over the ear earpiece with lapel
mic & PTT. Fits Kenwood,
Alinco, Yaesu or Icom

£19.95

P & P £1

Nissel CT-221

Invisible Microphone.

Microphone is hidden in earphone, just put CT-221 on your ear. It is easy for sending out or receiving signals.

£24.95

P & P £1

LONDON'S LARGEST STOCKIST OF VHF/UHF ANTENNAS

TAIWAN SERENE BASE ANTENNAS

TSB-3315	GF	144/70, 8.5/11dB (5.4m)	£129.95
TSB-3301	GF	144/70, 6.5/9dB (3m)	£64.95
TSB-3302	GF	144/70, 4.5/7.2dB (1.7m)	£49.95
TSB-3303	GF	144/70, 3/6dB (1.1m)	£34.95
TSB-3002	AL	144MHz, 6.5dB (2.8m)	£34.95
TSB-3001	AL	144MHz, 3.4dB (1.4m)	£29.95
V-2000	GF	6m/2m/70cm, 2.1/6.2/8.4dB (2.5m)	£119.95

ACCESSORIES

TSA-6001N	Duplexer (+Coax) 2/70	£24.95
TSA-6003	Duplexer (Sockets) 2/70	£19.95

HIGH QUALITY MOBILE ANTENNAS

P & P £4.50

DB-7900	144/70 cms, (5/7.6dB) 1.5m	£49.99
DB-770M	144/70 cms, (3/5.5dB) 1m	£22.95
DB-1304	144/70 cms, (2.15/3.8dB) .41cms	£19.95
DB-EL2E	144MHz, 1/4ths, 4.5dB (1.8m)	£29.95
DB-285	144MHz, 1/4ths, 3.4dB (1.3m)	£13.95

ACCESSORIES

P & P £2.50 on the following

MT-1301	H/Duty Mag Mnt + Coax	Top Quality	£24.95
MT-3302	H/Duty Hatch/Trunk Mnt	Top Quality	£24.95

HANDHELD ANTENNAS

P & P £1

DB-770 'H' 2m/70cm
(3.4/5.5dB) BNC Telescopic antenna with
wideband receive. **£24.95**

T-2602 2m/70cm/23cm (2/3/5.5dB).
Flexible antenna with wideband receive (14"
long BNC). **£22.95**

EX-DEMO AND SECONDHAND EQUIPMENT

FT-736R	HF+2+6 70CM	£1349.95	TH-78E	AS NEW (DUAL)	£349.95	MCL-1100	EASY READER + MON.	£289	R-5000	AS NEW	£799.95
FT-990DC	AS NEW	£1429.95	TH-79E	AS NEW (DUAL)	£369.95	DR-130	2M (50W)	£269.95	FRG-100	AS NEW	£439.95
IC-735	VGC	£749.95	DJ-580	AS NEW (DUAL)	£339.95	IC-200H	2M (50W)	£299.95	MVT-7100	AS NEW	£299.95
FT-ONE	VGC	£749.95	IC-32	VGC (DUAL)	£299.95	TM-255 2M	(ALL MODE)	£759	MVT-7000	VGC	£229.95
DX-70	AS NEW	£899.95	FT-470R	VGC (DUAL)	£289.95	FT-11R	2M H/HELD	£199.95	R-7100	AS NEW	£1099.95
FT-840	AS NEW	£649.95	FT-23R	VGC (2M)	£149.95	PK-232MBX	AS NEW	£249.95	R-1	H/HELD AS NEW	£299.95
TS-440SAT		£849.95	IC-2E	2M	£119.95	PK-12	AS NEW	£99.95	SCOUT(3.1)	AS NEW	£319.99
IC-738	AS NEW	£1099.95	TR-3600E	AS NEW (70CM)	£199.95	KAM	AS NEW	£199.95	FL-3	AS NEW	£129.99

& LOADS MORE

MOST H/HELDS INC. NICADS/CHGR

& LOADS MORE

MOST SCANNERS INC. NICADS/CHGR.

SEE THE VIDEO AT THE LEICESTER SHOW ON OUR STAND – SHOWING ALL DAY NEW OPTO-SCOUT VERS 3.1. SEE BEFORE YOU BUY!!

We have a VHS Video demo tape showing the Opto-Scout being used to its full potential. This video is available on **FREE LOAN**, all we require is £10 deposit (refundable) + £2 P&P and we'll send you a copy. You return the tape when you've watched it and we'll refund your £10. (Provided the tape is returned undamaged). Alternatively – order a Scout from us and we'll deduct the £10 and you can have the video on us. NB:- it is an **offer** to copy this tape for any reason.



RRP
£399

NEW OPTO SCOUT - 3.1

Latest mini frequency finder
from Optoelectronics. It will
capture & memorise up to
400 frequencies that can be
recalled directly into the AR-
8000. Supplied with Ant,
Nicads & Charger.



NEW OPTO CUB

ICD pocket freq finder.
• 8 sel. gate times

• digital filter • capture/hold fac'y.
Supplied with Nicads/Charger/Ant
& belt clip. RRP

£139



OPT-3300

A miniature H/held counter.
Covers 1MHz-2.8GHz. Supplied
with Ant, Nicads & Charger.

RRP **£139**

SPECIAL OFFER

£109.95



DB-32 NEW

The ultimate wideband
Tx 2m/70cm Rx 30-
1200MHz Antenna
BNC fitting 1 1/2" long –
it works superbly.

£29.95

SCANNERS FROM £100 – £1500

AOR – THE ULTIMATE RANGE

AR-2700	£295	£259.95
AR-8000	£445	£379.95
Optional voice recorder for 2700		£39.95
Soft case for 8000/2700		£17.95
CU-823 Comp I/Face		£99.95
SW-8000 S/ware for 8000		£49.95
AR-3000A	£895	£899.95
AR-3000A plus	£1095	£999.95
AR-SDU5000	£795	£719.95
ABF-125 Airband filter		£28.50



STAR BUYS REALISTIC PRO-43

Wideband h/held scanner covers 66-88/118-174/220-
512/806-1000MHz. RRP £249.

OUR PRICE **£169.95**

REALISTIC PRO-2036

Wideband desktop scanner. Covers
66-88/108-174/216-512/806-956MHz.

RRP £349 OUR PRICE **£249.95**



OTHER

HANDHELD SCANNERS

MVT-7100	£419 SPECIAL OFFER	£335
MVT-7000	£349 SPECIAL OFFER	£259
VT-225	£299 SPECIAL OFFER	£229
PRO-44	£179 SPECIAL OFFER	£119.95
R-1 ICOM	£499 SPECIAL OFFER	£379.95

BASE SCANNERS

MVT-8000	£469 SPECIAL OFFER	£335
R-7100	£1429 SPECIAL OFFER	£1199

**WE STOCK THE LARGEST RANGE OF
SCANNING ACCESSORIES IN THE UK**

NOVICE Natter

Running Out Of 'G' Callsigns

It's finally happened - the Radiocommunications Agency are running out of 'G' callsigns! Don't panic, it doesn't mean that you won't be able to get a licence, just that there will be a new series of callsigns, the 'M' series.

If you have passed your Morse test and want to be one of the first 'M' callsigns on the air, then you can reserve a callsign now and then sit tight and wait for it to be issued. You can still reserve 'G' callsigns until March 31 next year.

If you already have a Class A 'G' callsign, you can't change it for one of the new ones though. It will be interesting to see the pile-ups that the new series of callsigns will cause on the air until everyone gets used to who an 'M' callsign is. If you want more details about the impending changes, then you can talk to the

Radiocommunications Agency Amateur Radio Unit on 0171-211 0211.

59(9) DX Report

Last month I passed on some hints sent to me by **Bob Nadolny WB2YQH**, the Publisher of *59(9) DX Report*. Reading through the hints he sent me I found another that answers a question that many newcomers ask. 'How do I become a tester?'

No-one is born a tester, although some feel it is in their blood. Like everything else in the radio hobby, repetition and practice bring about proficiency in each area.

Contesting can be fun even for the casual operator. One of the easiest ways to develop contesting skills is to enter a small contest where the competition won't be so great and you won't get scared off from ever entering one again.

Practising your quick exchange of reports in a less crowded band will build you confidence and skill level. The best method to follow for the new contest operator is called

For Radio Beginners of all Ages.

*Elaine Richards G4LFM, PO Box 1863,
Ringwood, Hants BH24 3XD.*

This month Elaine Richards G4LFM has some interesting news on callsign allocations, reciprocal licensing, unusual radio clubs and much more.

'search and pounce'. This is where you tune the band and call the other contest stations instead of 'running' a pile up of your own.

After a few hours of roaming the bands, you will feel a sense of accomplishment as your log fills up with contest QSOs. Now is a great time to get your feet wet as there are many local contests coming up over the winter months.

So, jump in and join in. Everyone started the same way!

Reciprocal Licensing

Lawrence Selvestian has written to me from Manchester where he is a student at the start of a two year BEd course. He's from Malaysia and has a B licence there with the callsign **9M6AI**.

Lawrence wants to know whether he will be able to operate in the UK. After an enquiry with the Radio Society of Great Britain (RSGB, who are always a useful source of information) I discovered that there is an agreement between the licensing authorities here and in Malaysia.

The agreement means that reciprocal licensing is not usually a problem and once the forms have been filled in and duly processed a reciprocal licence can be issued. Unfortunately, Lawrence only has a B licence and the authorities here only recognise the Malaysian A licence.

All is not lost though. If Lawrence can study and learn the Morse Code, he can take a Morse test here in the UK,

which will (hopefully) upgrade his Malaysian licence to the A standard required to get a reciprocal licence.

The RSGB very kindly sent all the necessary paperwork to me and so I've sent this on to Lawrence in Manchester. If you have any queries about licensing, then the RSGB can be contacted on (01707) 659015. I must say that they were very helpful (and efficient) when I 'phoned.

Another thing that will help Lawrence whilst he is studying here is to go along to some of the radio clubs in the Manchester area. Now I don't know where anything is in Manchester, but I do know that the **Manchester & District ARS** are a very busy club. There is always plenty going on there and you should contact **Barrie Langfield G3IOA** on 0161-681 5406


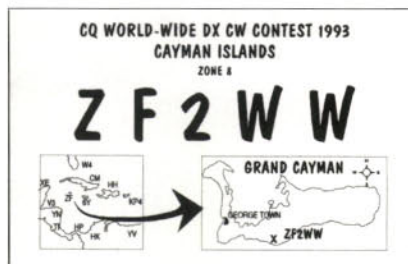

for the latest details.

There are also radio clubs in West Manchester and South Manchester. At least if you get involved with a club Lawrence, you should be able to get help learning the Morse Code.

QSL Cards

I'm not sure whether I've mentioned **Adur Village Press** before, but I've recently seen about 25 sample QSL cards from them. The unusual thing is that they were all different and ranged from simple black ink on coloured card (usually just a simple line drawing on them) through to four colour drawings or photographs.

Each card is individual because it was created by the purchaser. They have sent their sketches and photographs to Adur Village Press and awaited the proof. Adur have designed and printed over 400,000 QSL cards for about 50 DXCC countries.



Prices range from £26.95 for 250 simple cards to £499.95 for 10,000 four colour ones!

If you would like to see some examples, contact **Adur Village Press, 'Alamosa', The Paddocks, Upper Beeding, Steyning, West Sussex BN44 3JW. Tel: (01903) 879750.**

First Steps


Test And Measurement

Daril Partridge has written to me with a very common problem facing newly licensed amateurs. I myself can remember pondering over the pros and cons of the various frequency measurement options.

The basic problem has always been the reluctance to divert money that could be spent on a better station to a regulatory necessity. I'm talking, of course, about the old chestnut of frequency measurement.

The requirements are laid-out in Sub-clause 4(1) of the licence and state that the Licensee must ensure that: a) "the emitted frequency of the apparatus in the Station is as free from Unwanted Emissions as the state of technical development for amateur radio apparatus reasonably permits"; and b) "whatever class of emission is in use, the bandwidth occupied by the emission is such that not more than 1% of the mean power of the transmission (NOT including the power contained in spurious emissions) falls outside the frequency band".

Whilst this is all legally correct it doesn't offer much help to



the new amateur in fact the opposite is probably more likely! Fortunately the Radiocommunications Agency do offer some plain language advice.

The general guidance is that you will need a crystal reference and an absorption wavemeter to check a transmitter that's crystal controlled. Crystal controlled used to imply single channel operation, in modern terms this extends to embrace all modern synthesised transceivers.

This is because synthesised systems have a crystal reference oscillator at their heart to provide a high degree of accuracy and stability. With absorption wavemeters being so easy to build this is certainly the cheapest way to meet the basic licensing conditions.

Another way to meet the basic licensing requirements is to use a simple crystal calibrator in conjunction with a good communications receiver. A 100kHz calibrator will produce harmonic outputs every 100kHz throughout the h.f. bands. These



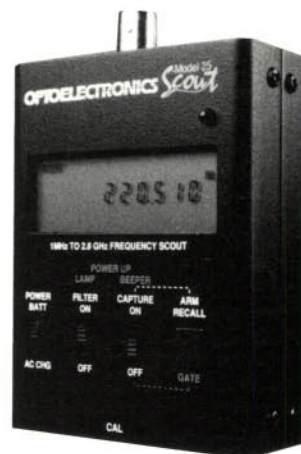
regular markers can then be used to verify the receiver's calibration and so verify the operating frequency of your transmitter.

If you want to try some home construction a crystal calibrator makes an excellent starter project. Despite the economic advantages of using wavemeters and crystal calibrators, the best way to meet the licensing conditions is to get yourself a digital frequency counter.

Although digital frequency counters are significantly more expensive than an absorption wavemeter, they are far more versatile and much easier to use. To give you some idea of the cost, you can buy a new 8 digit frequency counter that can handle frequencies from 10Hz through to over 1GHz for around £150. With a frequency range as wide as this you can see that the counter will serve you well over many aspects of the hobby from h.f. through to u.h.f.

The other great advantage of the frequency counter is that it gives a direct read-out of the frequency although you do have to be careful not to overload the counter.

In the final part of Daril's letter he asks if it's necessary to own the measuring equipment or can it just be borrowed occasionally. Despite the temptation to share equipment between amateurs, the licence requires you to be able to demonstrate frequency accuracy on demand. I don't somehow think the inspectors would accept a trip round town to collect the gear as being acceptable!



The three photographs show a selection of frequency measuring equipment.

Unusual Radio Clubs

A couple of months back, I mentioned some unusual radio clubs. Since then I have learned a few more details about the International League of Esperantist Radio Amateurs (or Internacia Ligo de Esperantistaj Radio Amatoroj). The ILERA has members in 45 countries world-wide.

The main aims of the

ILERA are to encourage the use of Esperanto for international contacts by radio amateurs and to encourage Esperantists to take up amateur radio as an interesting hobby and practical use of Esperanto. They also aim to standardise the Esperanto vocabulary of technical and procedural terms, to keep members in regular touch by organising nets and contest, to set up a Special Event Station at each

Annual Congress of the Universala Esperanto-Asocio, and to issue a Bulletin of news (normally four times a year).

A free 12-lesson correspondence course on Esperanto is available from Paul Hewitt G0NUE (QTHR), who is the secretary of the British section. A tape with notes in a basic QSO format is available for £2 including postage. If you are interested in learning more, contact Paul.

That's all the 'natterings' I have for you this month so, until next time cheerio and don't forget to keep your letters coming to me (address at the top of the colum).

Elaine G4LFM

The Alinco DJ-191 144MHz Transceiver

Richard Newton GORSN takes a look at the latest (they've been incredibly busy this year!) release from the Alinco production line.

It's always difficult to write a review and the single most difficult thing is finding somewhere to start. So, I thought I would start by congratulating Alinco.

Presentation counts for a lot these days and this hand-held comes with a very nice 'stand-in' charger, a highly durable helical antenna and the normal carry strap and belt clip.

The DJ-191 is very smartly finished in black plastic and metal and it also seems very light for its size. The radio itself is uncluttered, relying almost entirely on push-button controls.

The only rotary switch is used for tuning through the v.f.o. and memory ranges. It also controls certain menu options (all other functions are done by push-buttons).

The transceiver has the normal controls you would expect to find. However, there are two **Press-to-talk (p.t.t.)** switches, and I'll say a little more about this later. Alinco have included standard Speaker/Microphone jack sockets for extensions and also for external power connection.

The Alinco DJ-191 is large by modern standards. It has very big, well labelled buttons and the only rotary switch is, again large and very easy to operate.

Display Selling Point

The DJ-191's large display is the main selling point in my humble opinion. I've never seen one as good as fitted on this radio!

All the display characters are massive. The main frequency display characters are about a third of an inch in height. The secondary indicators are actually a little smaller, but not much!

The excellent display is brilliantly complimented by a very efficient green 'back light'. The keys on the front of the Alinco DJ-191 are translucent, and are back lit.

One thing that has struck me about the Alinco DJ-191 is the apparently 'everlasting' battery pack. At the beginning of the review period I charged the battery using that delightful stand in charger. (what makes you think I liked it?) and didn't have to recharge it once. It's not a reliable test, but all I can say is that I was pleasantly surprised on how well it coped.

Without The Manual

When looking at a new hand-held, or any piece of equipment for that matter I always pick it up and try and use it without the manual. I think that this is a good indication as to how the radio has been designed.

There's nothing more frustrating than getting a new radio and then having to sit for hours with a book before even turning it on for fear of doing awful harm. However, in this respect, the Alinco DJ-191 is very simple to use.

To demonstrate its simplicity I gave the transceiver to several non-amateurs who were all able to figure out the basics. And on the more advanced features I looked at the manual and found it to be very well written, easy to understand and follow.

Volume And Squelch

The **Volume** and **Squelch** controls on the DJ-191 are press-buttons. I was a little dubious of this at first. However, positive pressure has to be applied and this reduces the possibility of accidental usage of these controls.

The **Squelch** is adjusted by depressing the **Function** key and then activating the buttons.

When activating the secondary functions of any key on the DJ-191, the operator depresses the **Function** key, (not unusual I hear you say). But, the slightly unusual aspect on this radio is that while doing this the operator has to maintain pressure on the **Function** key throughout the operation.

The 'double button' technique makes operating secondary functions a little cumbersome. It would have helped if the **Function** key had a short delay allowing these adjustments to be made one handed.

Many Transceivers

I've been fortunate to have the opportunity to have many different hand-held transceivers to look at and use during the course of my hobby and writing for Practical Wireless. And it's on my experiences of these radios that I base the following comments.

My home is on the outskirts of Bournemouth, and I've always received the Bournemouth repeater GB3SC on 145.625MHz as a very strong signal. This has been consistent with other Alinco equipment, Kenwood, Icom and Yaesu alike.

To my surprise, the DJ-191 did not receive GB3SC that well at all. At first I thought this may be due to location, but even in the loft conversion of my bungalow, leaning full



stretch out of the 'Velux' window could only get a 55 report.

I'm **not** an advocate of comparing one radio to the other, however I feel compelled to mention that this is the first radio that I've ever used at my home that has not received GB3SC as an almost fully 'quietening' signal.

Of course, I realise that the 'bar graph' type 'meters' on modern hand-helds are not necessarily a fair indication of actual signal strength. For this reason I always listen first and decide on a report 'by ear', and find this a fair measurement.

One possible reason for the receiver's apparent lack of sensitivity is that the transceiver has an extended receive capability. I wonder if perhaps this particular unit has been optimised for a centre frequency out of the amateur band? I also replaced the supplied helical antenna with a telescopic, this did improve things, but the receive side still seemed to be somewhat 'down'. * See **Editorial note below**

I should also mention I did hesitate to include what could be seen as a criticism, for I do feel that, on the whole, this is a good little radio. And why do we expect a hand-held radio to be as sensitive as a base station? After all, a hand-held is meant for essentially local communications.

I don't wish to appear to be contradicting myself, but I see little point in having a radio that is so sensitive you can hear many stations that you have no chance of working! With this high sensitivity comes breakthrough from pagers, computers and other similar sources.

*** Editorial comment: To see whether there was a problem with the review transceiver, 'Tex' Swann G1TEX checked the receiver sensitivity and found it provided a perfectly readable signal with 0.2 microvolts, (although a signal lower than this level could be detected). Tex reports that he considers it to be well within specifications.**

Computer Compatibility

The Alinco DJ-191 passed what I call my 'computer compatibility test' very well. Placed next to my PC and monitor it hardly suffered at all from noise.

In fact I was able to quite happily conduct a thrilling QSO with a local amateur, **Gerry G7IEZ**, while sat in my study right next to the PC. It started when I heard Gerry call a GW station.

As the pigeon flies (no crows in my area of Bournemouth, just pigeons!) Gerry is not that far from me. So, I thought that he could help with some audio reports.

Gerry was kind enough to return my call, giving me a very good signal report. We had a very interesting chat and I explained I was putting the DJ-191 through its paces.

Gerry told me that he was not one to 'gild the lily' and that if I wanted a frank critic of what the radio was like I had come to the right man. So, I thought that it only fair to use Gerry's own words to describe the transmitted audio on the DJ-191.

He said it was "BBC quality"! Gosh, I thought, that's pretty good...Gerry then added..." Well perhaps I was a bit over the top" (oh! sudden deflation...but hold on there's more..."the audio is very good indeed, 'A5-star' quality"!

So, I took that to be a more than favourable report on the audio. My thanks to Gerry for taking the time to talk to me.

Flying Colours

So, the DJ-191 had passed its first 'on air' test with flying colours during working a contact some 4 to 5km away in town surroundings using the transceiver's helical antenna and about 1.5W. (And the contact was maintained on the low power setting).

Personally, I found that the Alinco DJ-191 was more easily operated in the left hand. Incidentally, just below the main p.t.t. button is a smaller p.t.t. button available as an option. This usually sends the 1750kHz tone burst, however it can be changed to be a second

p.t.t. (but for low power only).

Full Marks

I found that the ability to be able to transmit on high and low power so easily on the DJ-191 (with the second p.t.t.) was very useful indeed...full marks to Alinco for this little innovation. There's no doubt that Alinco have responded to a market need, with a simple to use, straightforward hand-held.

The transceiver has the modern features such as DTMF and CTCSS (full CTCSS operation requires optional equipment to be fitted) but the emphasis is definitely on old style simplicity. For this, Alinco must be congratulated.

The Alinco DJ-191 will never set the world on fire. And that, in my opinion, is its greatest strength. It has been designed for simplicity and ease of operation. There's not a lot I can say about this except that the transceiver is a robust unit that exceeds its own expectations as far as the basic approach is concerned.

In saying the DJ-191 is basic I'm not suggesting it's 'cheap and nasty'. Quite the contrary, and in fact the transceiver boasts 40 memory channels and direct frequency input via the DTMF key pad. (This is an inexpensive option that will appeal to those who want a good quality, straight-forward product).

The transceiver is well manufactured, well presented and works well. The audio both on transmit and receive are of a very high quality.

There seems to be a move away from the 'all singing, all dancing' microscopic-sized radios seen in recent years. With the DJ-191, Alinco seem to have taken this move much



Unusually, the transceiver's microphone is mounted at the bottom of the front panel.

further than any other radio I've seen in recent times.

The wonderful display and large well labelled buttons will make it a very popular radio. As will the fact the you don't have to be a genius to operate it. But for all its simplicity the DJ-191 can hold its own in the techno-mad world.

My thanks go to Waters & Stanton Electronics of 22 Main Road, Hockley, Essex SS5 4QS. Tel: (01702) 206835, FAX (01702) 205843, for the loan of the review model, which sells for £249 and is available from UK Alinco stockists.


PW

Manufacturer's Summarised Specifications

General

Frequency Coverage	144-146MHzMHz
Channel spacing	5, 10, 12.5, 20, 25, 30kHz steps
Power supply requirements	4.8-13.8V d.c. (4.8V d.c. standard)
Current consumption	TX on high power at 13.8V d.c. = 1.5A RX (squelched) 50mA (approx)
Operating temp	-10 to +60°C
Dimensions	57 x 151 x 28mm
Weight	approx 300g
Transmitter	
Output power	High: Approx. 5W (at 13.8V d.c.) Low: Approx. 300mW
Emission mode	F3E (f.m.)
Spurious Emission	-60dB below carrier level
Microphone	Electret condenser type
Receiver	
Receiver design	Dual conversion superhet (1st i.f. 21.7MHz, 2nd 450kHz)
Sensitivity	12dB SINAD <-16dBµ (144- 147.995MHz)
Selectivity	> ±6kHz at -6dB < ±12kHz at -60dB
Audio output	More than 200mW (at 10% THD)
Speaker impedance	8Ω

The DJ-191 is supplied with a 'stand in' type charger (see text for comments).



SUBS CLUB

Analyse Your Antenna....With This Month's Subs Club Offer

SUBSCRIBERS PRICE
£204.95
INC. VAT & P&P



NON-SUBSCRIBERS PRICE
£219.95
INC. VAT & P&P + FREE SUBSCRIPTION

Do you enjoy working with antennas? If so, the MFJ-259 'Antenna Analyser' could solve many problems for you and you can get it a very special price!

The MFJ-259 is a versatile aid for antenna adjustment and Clive Hardy G4SLU used one (borrowed from PW's G1TEX and "reluctantly returned"!) to set-up a test antenna for PW. Clive commented: "With the help of the MFJ antenna analyser unit I tuned the antenna to the middle of the 21MHz band in a few minutes. The MFJ-259 is a delight to use. It makes tuning antennas so simple, and it saved me a lot of time. Anyone who experiments with antennas really should think seriously about getting an antenna analyser, (from PW Page 34, November 1995).

Normally the MFJ-259 would cost you **£229.95** plus P&P but PW Subscriber Club Members can get theirs for the special price of **£204.95 including VAT & P&P**.

Non-Subscribers can also take advantage of this offer and get their MFJ-259 for **£219.95 including VAT & P&P** and they'll receive a year's subscription to PW absolutely **FREE!**


FREE CARRY-CASE!
Each MFJ-259 antenna analyser comes with a free carry-case (list price £22.95).

All P&P prices apply to the UK, overseas readers please contact the PW Post Sales Department for postage rates.

Offer open until December 15 1995 (UK), December 29 1995 (overseas).

To take advantage of this offer just fill in the details on the the Order Form on page 62 of this issue. Alternatively call **Michael** on our **Credit Card Hotline** on **(01202) 659930** and quote **SCPW12** to place your order.

NEW BOOKS FROM PW PUBLISHING



£6.95 (plus P&P)

MORE OUT OF THIN AIR


A compendium of antenna information and designs including:

- Slim Jim Vertical Antenna for 144MHz
 - G2BCX 16-element 144MHz Beam
 - VHF/UHF Folded Collinear Antenna Array
 - A five-element Beam Antenna for 70MHz
 - A Portable Vertical Antenna for h.f. Operation
 - A Simple Antenna Tuning Unit & RF Bridge
- Also:
- Solar Flares: Outside Broadcasts from the Sun
 - Antenna Ideas for the Novice

TOP SECRET INTERNATIONAL CONFIDENTIAL FREQUENCY LIST

This First Edition of the *Top Secret International Confidential Frequency List* contains more verified h.f. spot frequencies than any other publication in its field. There are more than 35,000 frequencies and back-up chapters, including a detailed mode analysis chapter contained in over 350 pages.

- Receivers for utility listening
- Decoding equipment
- Modes & frequency listings
- Military
- Embassy
- News
- Coastal
- Maritime
- VOLMET and many more station types.



£19.95 (plus P&P)

DON'T MISS OUT - ORDER YOUR COPIES NOW USING THE ORDER FORM ON PAGE 62 OF THIS ISSUE.



IMPORTANT ANNOUNCEMENT

NEW MANUFACTURING COMPANY ❖
NEW LOCATION ❖ TWO NEW MODELS

NEW COMPANY: A new manufacturing division has been set up "AOR MANUFACTURING LTD" and will be producing the new UK designed & built AR7030 short wave receiver.

NEW LOCATION: We have relocated to Belper (from Wirksworth) so that everything can be under one roof... AOR (UK) LTD, AOR Manufacturing Ltd and the retail division "World Radio Centre". All will be re-sited and operational from the new address, same people but different location, phone and fax numbers. If you are planning to call we suggest that you phone before hand for directions etc.



NEW RECEIVERS: Two new high performance models were displayed at the Leicester show... please phone or send a SAE for details. Both models should arrive with dealers before the end of 1995, just in time for Christmas. Prices £ T.B.A.

AR7030: New high dynamic range short wave receiver 0 - 32MHz. The AR7030 is the result of a combined project between AOR and internationally acclaimed UK designer John Thorpe. The AR7030 represents the very latest and best ever "JT" design concentrating on exceptional strong signal handling and bristling with enhanced features and facilities. The AR7030 is being manufactured by AOR MANUFACTURING LTD based at the new Belper locale in Derbyshire UK.

AR5000: New all mode wide band base receiver 10kHz - 2600MHz. The AR5000 is housed in a newly designed solid metal cabinet and provides a very wide receive frequency coverage from 10kHz to 2600MHz in 1Hz steps, all mode reception, excellent strong signal characteristics and MANY microprocessor facilities aimed toward professional monitoring and the dedicated listener.


E&OE

AOR (UK) LTD

4E EAST MILL, BRIDGEFOOT, BELPER,
DERBYS. DE56 2UA. Fax: 01773 880780

Tel: 01773 880788

WINTER 1995/6 CATALOGUE



The new winter '95/96 edition has 280 pages packed with over 4000 products.

- ▶ New editions to our computer section further extending our range of PC components and accessories at unbeatable prices
- ▶ Free competition with a chance of winning a Hameg 30MHz oscilloscope
- ▶ 100's of new products including: Books, Component Packs, Connectors, Switches, Test Equipment and Tools.
- ▶ New range of oscilloscopes from Hameg and extended range of mobile phone batteries and accessories
- ▶ Latest PIC Microcontroller IC's and programmer
- ▶ New 70cms mobile transceiver for the novice radio amateur enthusiast
- ▶ 280 pages, 26 sections and over 4000 products from some of the worlds finest suppliers
- ▶ Available at most newsagents or direct from Cirkit
- ▶ Out 26th October 1995
- ▶ **Send for your copy today!**

£1.95
+ 30p p&p

Cirkit



Cirkit Distribution Ltd

Park Lane · Broxbourne · Hertfordshire · EN10 7NQ
Telephone: 01992 448899 · Fax: 01992 471314



From Screwdriver To 'Scope

Elaine Richards G4LFM says setting-up a workshop can mean lots of different things to different people. Here she takes three examples of a workshop set-up and details what you may need in each.

When you start out in radio as a hobby, depending on your interests you may only need a very simple tool box or you might want to set-up a full workshop.

So, let's look at Amateur 'X'. Let's assume they've got licensed recently, but don't have any real interest in home construction, but just need to put on the odd antenna connection, fix a mains plug or similar tasks. What sort of 'workshop' is needed?

You'd best start with a toolbox, so you have one place to keep everything. Now this can be one of those open toolboxes made of plastic with a handle in the middle.

You often see 'open' type in hardware shops at around the £5 mark. Or it could be a lidded box with a handle on the top available for between £10-20.

Basic Tool Box

So, what should you have in a basic tool box? The most expensive pieces are going to be a soldering iron and a meter of some sort. Let's look at a soldering iron and a stand first.

You can use just a simple 17W miniature soldering iron and one of those coil stands with a piece of sponge in the base. This will set you back around the £15-17 mark, unless you can get a bargain at a rally.

But if you can, I would suggest you invest in a temperature controlled soldering station. These are more expensive starting at around £40, but are much more versatile and reliable.

Mind you, if you want to get into some serious soldering and are looking to buy a soldering iron to last for years and years, buy carefully. You should think about buying an iron that has an adjustable temperature range and a grounded (or 'earthed') tip.

The Multimeter

The multimeter in your tool box should be a good quality unit. If you are sure you are only going to use it for the odd voltage reading and continuity testing, then don't spend too much money.

But, if you think you might need a better meter in the future, think about getting one with a built-in bar graph display (great when dealing with varying signals). It's also useful if it has a hold facility so it retains the reading whilst you are concentrating on making sure

you are testing the right spot.

There are a lot of meters on the market. Have a look through some catalogues and you'll see the wide range of facilities and prices that go with it.

As for a basic tool kit, you should always try and avoid the cheap-to-buy and cheaply constructed ones. They won't last! If you buy good quality tools, they should last a lifetime.

Screwdrivers & Pliers

A set of miniature screwdrivers and a couple of flat-bladed and cross-head screwdrivers are a good start. I'm sure I don't need to describe how you use them!

Just make sure they are suitably sized for undoing mains plugs, equipment cases and the like. Another useful tool is a pair of long-nosed pliers, these are great for picking up the washer that has been dropped down inside the set!

Actually, long-nosed pliers are great for holding small components for soldering, if you decide to have a dabble. Other than the tools I've mentioned, for a basic tool kit I would just include a pair of wire cutters, the ones often called snip cutters are a good happy medium.

If you buy carefully, I think you could probably build-up a basic tool kit with the items I've mentioned for about £50, (if you have to buy everything, including the toolbox).

Home Construction

Now onto Amateur 'Y', who's decided to have a go at a bit of home construction. A few extra bits and pieces are needed and this starts with the better sorts of soldering irons I mentioned earlier.

A set of 'helping hands' would also be a useful aid when building bits and pieces. They usually comprise a stand with a magnifying glass and a couple of large crocodile clips on 'arms', sometimes they even have a small light built-in.

Some anti-static protection used when building projects could save untold hours of fault searching later. Simple earth connectors are about £5 or so and you wear these around your wrist with the other end securely earthed.

The best thing to have is an anti-static workstation. This is usually a piece of anti-static bench matting, floor matting, a wrist strap, tweezers and an earthing cord.

Tool kits are available in many shapes and sizes.



I think you should also add a solder sucker or desoldering braid to the tool kit - just for those very rare errors.

A solder sucker can take a bit of getting used to, and make sure you can get extra nozzles as they have a habit of melting if you get them too close to the soldering iron! Trouble is you have to melt the solder to remove it.

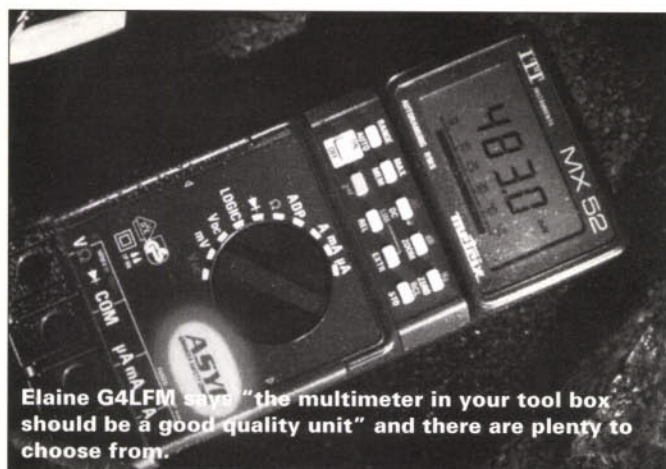
For fault finding, both freezer spray and switch cleaner can be invaluable. If you have got a piece of kit with an intermittent fault, then cooling it with freezer spray (or gently warming it with a hair drier) can make the fault appear when you are ready to search for the trouble.

Switch cleaner is used for a multitude of tasks, because sooner or later you get a noisy switch or potentiometer, that's why it should be in the tool box.

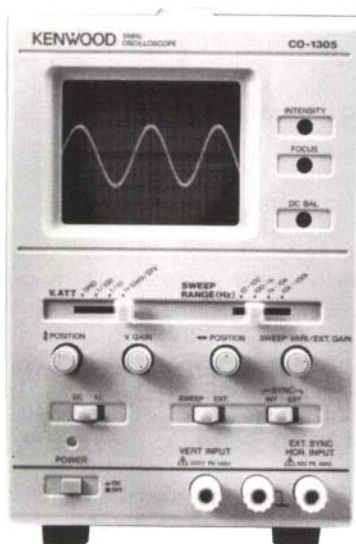
There are some things that look like cotton buds with very long sticks that you can buy for cleaning things in awkward places. These sorts

A soldering iron like this will probably cost you around £15-17.






Elaine G4LFM says "the multimeter in your tool box should be a good quality unit" and there are plenty to choose from.



A vital item in a comprehensive workshop is the oscilloscope.



A set of 'helping hands' can be a useful aid when home-brewing.

of bits and pieces can often be bought at rallies at good prices.

So, can things like pvc insulation tape, self amalgamating tape and heat shrink sleeving. They're all useful for the home constructor.

Test Equipment

Now, what if you are Amateur 'Z'. If you're getting seriously into home construction then you will need all the tools I've described so far plus a good range of test equipment. A good multimeter is worth its weight in gold but, in addition to the basic a.c. and d.c. ranges there are a few extras that can prove very useful.

Take a very close look at the specification of the a.c. range, ideally you want a response to at least 20kHz and preferably up to a few MHz. You will find many of the cheaper units cut off above 200Hz.

It's also worth considering one of the multi-function meters that includes capacitance measurement. This can be a great help when dealing with components that have lost their markings.

Whether you're dealing with logic, audio or radio, a good frequency counter is a must. It's advisable to select a model that can be configured as a timer as well as counter.

Vital 'Scope

Another vital item in a comprehensive workshop is a two-channel oscilloscope. This is essential when setting-up projects and is certainly a great aid to fault finding.

If you intend to do much work with digital circuitry you should also seriously consider getting a storage 'scope to capture the very short duration signals. When choosing your 'scope you should consider one with a 20MHz bandwidth as the bare minimum.

You will also need a signal source so you can align your new projects. The type of signal source depends on the type of project you will be building.

If you were to specialise in audio work you would need a low distortion audio signal generator. Ideally it should have a frequency range from around 10Hz through to 100kHz.

Signal Generators

For digital/logic work a function generator is essential. This should have as wide a range of features as you can afford.

The real expense comes when you move into signal generators for radio frequencies. Not only do you need a very stable frequency source, but the generator must exhibit low noise and feature an accurate attenuator.

Although there are cheap modern signal generators on the market, many suffer poor stability and leaky attenuators. It's extremely difficult to align a sensitive receiver with such

a signal generator.

For most people the solution is to buy commercial equipment second-hand. You will find lots at rallies and advertised in many electronics magazines.

I've bought a number of Marconi units over the years and have always been impressed with the constructional quality. With some careful searching you should be able to pick-up a quality h.f. or v.h.f. signal generator for between £100 and £200. (Of course you can pay much more if you have the budget).

Bench Power

Finally, you ought to have a good quality bench power supply. Ideally this should have two separately adjustable supplies with at least 30V at 1A available.


To protect your new project from instant destruction, its worth paying a bit extra for a supply with variable current limiting. If you want to save some cash you could build your own power supply, as there are plenty of published designs around.

So that's it, a quick look at what the three different workshops offer. Really it all boils down to what you want to do with your hobby-time and how much you have available to spend. With careful shopping you should get years of service from some good equipment.

PW



Modding The Robin



Based on the original PW Robin frequency counter but with added functionality, this is Ken Ruiz's version.

Ken Ruiz G4SGF/ZB2MD shows you how to get faster display updates and a frequency offset reading on the PW Robin counter.

The modifications I'm describing are to the Robin Frequency Counter (PW July-August '91), which while preserving its original specification also permits more frequent display updates. I've also suggested a way of getting a frequency offset, so as to use it for displaying the received frequency when reading the local oscillator of a superhet receiver.

Please refer to the original PW Robin article. In order to update the display more often, the gating frequency (input to pin 5, IC3) must be increased. The easiest way to achieve this is by changing the timing crystal to 3.2768MHz and then taking the output from pin 7 instead of pin 12 of IC2. (The frequency at this pin is 50Hz).

The 50Hz frequency is then divided by 10 (5Hz) or by 100 (0.5Hz) to give display updates of five times per second or once every two seconds as originally. The resolutions respectively are on h.f. 1 or 10Hz, or on v.h.f. they are 10 and 100Hz.

The output from pin 7 IC2 is fed to an extra IC (IC20), a 74HC390 in a symmetrical divide by ten (biquinary) mode. Using one stage gives an output of 5Hz, two stages 0.5Hz, as shown in Fig. 1. Assembly of this small circuit can be on stripboard or you could add it to the p.c.b. as I did when creating my own board.

The Modification

If you attempt the modification on first assembly, it's a good idea to modify the decimal point display at the same time. The method used is similar to the original circuit when using the higher gating frequency to count for 0.1sec.

Moving the decimal point to the right one place gives a 'correct number of MHz' display. Shown in Fig. 2 is the arrangement I used with a four-way switch. The switch assembly only replaces S1b in the original circuit - a separate switch is needed for S1a (original circuit), the power switch.

You may think that taking the 50Hz signal as the gating frequency would update the display 50 times per second with a 100Hz resolution on h.f. and 1kHz resolution on v.h.f. This state of affairs doesn't work because the latch and reset pulses are too long.

You might make it work by reducing R26 and R27 (in Fig. 1.2, p27 PW July '91) to about 100k, but these shorter pulses may not be long enough to perform their original functions. I haven't tried this because the five times per

second update is fast enough to track tuning the v.f.o. on my transceiver to look like an instantaneous display.

Using the original circuit PW Robin as a digital frequency read-out is fine while the radio in question is a direct conversion receiver. If the receiver is a superhet receiver or a transmitter is used, problems may arise. In these circumstances just reading the frequency of the local oscillator will give the frequency of operation offset by the i.f.

Offset Frequency

It's a relatively simple modification to permit the counter to be used as an offset frequency read-out. All that's needed is add to (or subtract) the i.f. to (from) the local oscillator frequency. This is easily achieved using eight 4560B b.c.d. adder integrated circuits.

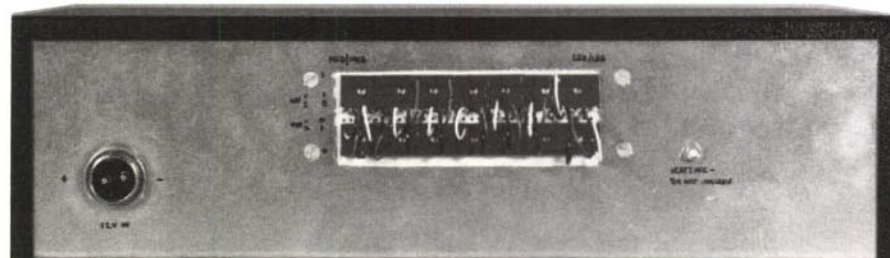
The 4560B adder i.c.s have two sets of input lines and one set of output lines. The b.c.d. number appearing at the outputs is the sum of the numbers appearing as the inputs. The i.c. also has 'carry in' and 'carry out' facilities.

Carry out means that the sum of the input numbers plus the carry in (1 or 0) was more than 9 in total. Carry in means add one more to this count. It might help to think back to the 'carry one' tick on the simple sums we all started out on at school!

In the Robin, the connections between the counters (i.c.s. 7-10) and the display drivers (i.c.s. 11-18) are broken. The outputs of the counters are taken to the 'A' inputs of the eight 4560Bs. The value of the i.f. is programmed into the 'B' inputs and the sum of these two is presented to the display drivers, see Fig. 3.

The connections between (original) i.c.s 7-10 to IC11-18 are all by wires on the top of the board. Because of this the modification can be carried out on an existing Robin without removing it from its case or modifying the board (assuming the case is large enough to accommodate the extra circuitry).

As there are few interconnections between the new adder i.c.s, it doesn't seem worthwhile to create a p.c.b. You could make up your own layout using perforated board instead.



On the back panel is a patch panel to allow any offset to be quickly programmed into the adder inputs.

There are few problems when the i.f. is to be added to the local oscillator frequency (i.e. the l.o. is below the received signal), but what if the l.o. is above the received signal. Now we need to subtract the i.f.

Subtraction Cheating

Well, subtraction can still be done with the circuitry described here, as long as we don't mind cheating a little! Let me give the example as I solved it for my transceiver (the G2DXK rig published in *RadCom* June-October '84).

The G2DXK rig uses an i.f. of 4.432MHz using cheap TV crystals. The l.o. for the 14MHz band runs from 9.567 to 10.167MHz. So I need to add 4.432(MHz) This operation only needs simple addition.

On the 7MHz band, the l.o. covers 11.432 to 11.932MHz. On this band I need to subtract 4.432(MHz) to give 7.000 to 7.500 on the display.

Now, instead of subtracting 4.432000(MHz), I add 95.568000(MHz) instead. The effect is for the 4560 i.c.s to add 95.568000 and 11.432000 to give 107.000000.


The leading '1' is not displayed as it 'falls' off the left hand end of the display. All I see is 07.000000MHz. See Table 1 for the binary values of the offsets I used.

Fine, so now we can add or 'subtract' the i.f. but what if we need to do both and quickly, as on changing bands? The answer comes in an extra switch on the front panel.

Looking at the BCD equivalents on 4.432 and 95.567 as required over the eight digits of the display you will see that some lines are permanently on logic level '0' and some are permanently on logic '1'.

Others are at logic 1 for 4.432 offset to become 0 for 95.567 offset, and vice versa. The problem is solved using a 3p-3w switch, as in Fig. 4.

The 'B' inputs to the adder i.c.s that are permanently at logic '0' are permanently grounded. Those that are to be permanently logic 1 are connected to S1c wiper. Those which are to be logic '1' for 4.432 (and 0 for 95.567) are connected to (new) S1a wiper, and



those which are for '0' for 4.432 and '1' for 95.567 to (new) \$1b.

The upshot of this is that when (new) S1 is moved to the far left, all the 'B' inputs are at logic '0', and the output of the adders i.c.s is exactly that which appears on the 'A' inputs. In other words the Robin display is unmodified.

On moving to the central position, the 'B' inputs see 04.432.000 and the i.f. is added to the l.o. signal. At the far right, the 'B' inputs see 95.567.000 and the i.f. is 'subtracted' from the l.o. signal. (The extra work needed to the transceiver is a socket on the back panel, an output for the l.o.).

On my Robin, I took all the 'B' inputs to the back panel and by means of jumper wires I can hard-wire program any offset that I require. For each 'B' input line I have four value 'buss' lines I can connect them to. I have lines labelled, 1, 1-0, 0-1 and 0.

The four buss lines are: permanent '1', '1' going to '0', '0' going to '1' and permanent '0' respectively. These are the four different input to the various 'B' input that are required to give offset readings above (or below), when changing the readings to above or below the count.

I think you will agree, this makes an already excellent counter even better. So get busy and get 'modding' your Robin.

PW

The original PW Robin article (by Mike Rowe G8JVE) was in the July and August 1991 issues of *PW*. Errors & Updates appeared in September and October of that year.

In the September 1993 issue of *PW* Mike Hughes showed us how to lower the power requirements of the counter.

Over a year later (October '94) Mike Rowe put a thermal oven into the PW Robin. In the same month George Fidler G3TDV extended the Robin to count time and capacitance.

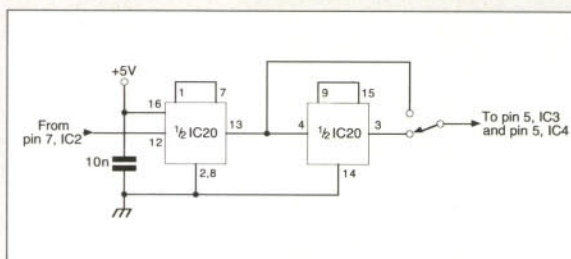


Fig. 1: An additional counter has to be added if you follow Ken Ruiz's mod for faster updated display. The i.c. has been given the number IC20 to distinguish it from the original Robin circuitry. The single switch allows normal or f/10 resolution for a faster update. This circuit does not alter the decimal point i.e.d.

Dec	D	C	B	A
	8	4	2	1
0	0	0	0	0
1	0	0	0	1
2	0	0	1	0
3	0	0	1	1
4	0	1	0	0
5	0	1	0	1
6	0	1	1	0
7	0	1	1	1
8	1	0	0	0
9	1	0	0	1

Table 2: The binary representations of the decimal numbers 0-9 to be used when setting your own i.f. offset. Check these with the values shown in Table 1.

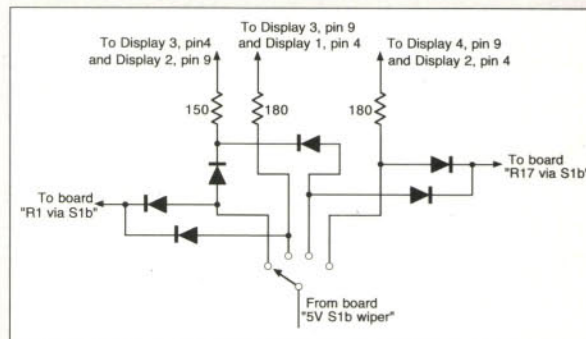
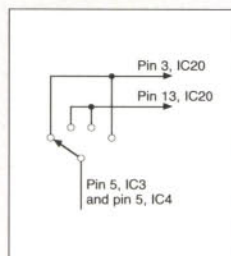


Fig. 2: A new range and resolution switch. Made by combining the simple switch of Fig. 1 and the function of the original Robin range switch.

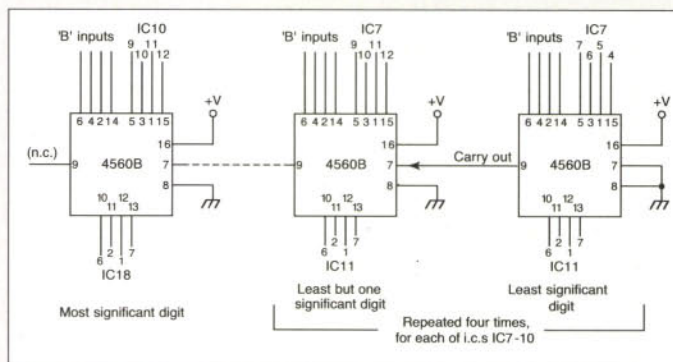
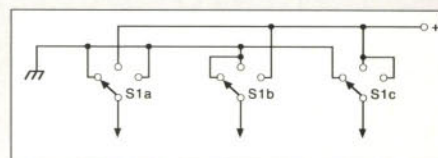


Fig. 3: The skeleton circuit of the adder circuit to give a frequency offset. The right hand pair must be duplicated for each of the counter i.c.s in the original PW Robin.

Fig. 4: The new count control switch. As shown, it is in the direct counting position. In the middle is 'offset-1', and to the right is the position for 'offset-2'.



0	4	4	3	2	0	0
0000	0100	0100	0011	0010	0000	0000
9	5	5	6	7	0	0
1001	0101	0101	0110	0111	0000	0000

Table 1: The binary representations of the two example numbers to be 'added' to the count. See text for more detail.

The Ultimate Transceiver? The Kenwood TS-870S

Rob Mannion G3XFD tries out the latest release from the Kenwood stables and wonders if it's the 'ultimate' in amateur radio transceivers.

During the first week of October I was over in Cork operating as EI/G3XFD. Not on *PW* business, but on holiday as the guest of my old friend John Tait EI7BA.

I had an excellent holiday and wonderful hosts. The Tait family even threw me a birthday party complete with cake of which (of course) I ate too much. Eunice Tait, John's wife, is a super cook and I couldn't resist the delightful chocolate cream sponge cake!

Along with delightful scenery, good weather (apart from the day before and the actual day of sailing home from Rosslare!) I had another marvellous surprise - in the shape of a brand new Kenwood TS-870S transceiver. And to top everything off, Kenwood air-freighted it over to me...I felt privileged indeed.

Of course I'd heard a lot about the TS-870S and the digital signal processing facilities, but little realised that the rig (described by one USA station as the 'ultimate') would arrive when it did. And, following my 'on air' tests at EI7BA's home (complete with formidable antenna 'farm') I too was left wondering about this amazing machine.

The Ultimate?

Anyone who claims that they've discovered the 'ultimate' (whether it be recipe, car, or 'dream' house) takes the risk of compromising themselves and their opinion...when the next 'ultimate' comes along. However, after trying this transceiver I wonder how long it will be before Kenwood can better it, because it's truly amazing.

No review, gathered from only a few weeks trying a transceiver such as the TS-870S, can truly reflect its capabilities and features. However, I can only try and convey the sense of wonderment gained from using the rig and I'm too aware that to provide a true representation of what the TS-870S can do, I'd need six months with the transceiver and at least two issues of *PW*!

So, what's it all about, just what is so special about the TS-870S? Well, in effect, it's a feature-packed state-of-the-art 100W transceiver with a truly 'magic' ingredient added...in the form of the digital signal processing. The effect of this has to be heard to be believed.



But before I wax lyrical, let's take a brief look at the circuitry and specifications. There are some interesting points and one in particular where I take Kenwood to task. More of that later!

Circuitry And Design

The circuitry and design on the TS-870S is very interesting and (incredibly) complex. However, (apart from the many extras) the concept behind the transmitter side is that of an all amateur bands unit covering from 1.8 to 30MHz, providing a.m., c.w., s.s.b., f.s.k., and f.m. modes. With an automatic antenna tuning unit (a.a.t.u.) built-in.

As is usual nowadays with the Japanese manufacturers, the receiver side provides general coverage, along with the amateur bands. So, in effect the operator of a TS-870S has a versatile package to hand, covering 30kHz (the receiver tunes far below what the specifications state) to 30MHz.

On the receiver side, basically speaking, Kenwood describe it as being a "Quadruple conversion" on a.m., c.w., s.s.b. and f.s.k. (f.m. reception is provided by the receiver working in a dual-conversion configuration). And the 'fourth' conversion is the point where I beg to differ with Kenwood! (see below).

The first i.f. is very high frequency at 73.05MHz, the second is at 8.83MHz, the third at 455kHz and the **fourth** is at **11.3kHz**!

The 'fourth' i.f., as I've mentioned, is where I disagree with Kenwood's interpretation on an 'intermediate frequency'. I concede that the 11.3kHz (where the digital signal processing takes place) is in effect a 'conversion' (it has to be, because of the analogue-to-digital (a-to-d) conversion process, but I dispute that it should be referred to as an 'i.f.' in the conventional sense as we know it in radio communications.

Surely, following Kenwood's convention, **any stage** where there's **conversion** and subsequent signal handling involved, could be referred to as an i.f.? And as an example (suggested by several amateurs whose opinions were asked) the product detector came to mind. After all, a product detector is a 'mixer' followed by signal handling (albeit at audio frequencies) stages isn't it?

However, I've said my piece and I don't want my opinion to detract from the amazing performance provided by the transceiver itself. So, let's take a look at what you get for your money!

Digital DXing


My first reaction to 'Digital DXing' with the transceiver was one of great surprise. The TS-870S seemed so quiet it appeared to be 'deaf'. But it's far from being deaf!

On the TS-870S if the signal is out of the digital signal processing (d.s.p.) 'passband' (if you can still use that term)...it's simply ignored. You don't hear the noise or the 'off channel' signal. The result is an amazingly quiet receiver which **you** have got to hear to believe.

So, once I'd got used to the fact the receiver was working, I suddenly realised that I could hear stations that would normally be totally buried under the noise. This fact was most noticeable on 3.5MHz s.s.b. during the evening.

Both John EI7BA and I (using his excellent range of antennas and marvellous location for h.f.) were able to work into the USA, South America and beyond with incredible ease and complete QSOs under the most difficult conditions.

And in fact, John actually worked an American amateur who was using a TS-870S himself. It was this station who passed on the



The inter-unit connections

information that they'd been told the Kenwood designers has specifically developed the TS-870S for European 3.5, 7 and 14MHz conditions! And although I'm unlikely ever to meet the anonymous designers, if I ever do, I'd like to tell them they've done a good job.

Signal Processing

The signal processing features on the TS-870S have to be the major point for anyone contemplating buying the transceiver. So, it's only fair to look at these in as much detail as possible in the space I've got.

The TS-870S (the 'S' designates it as the high power version of the transmitter, the low power version being available in Japan) design incorporates a two-channel Sigma-delta A-to-D converter, two two-channel Sigma-delta D-to-A converters and a single-bit Sigma-delta converter. Operating at a clock rate of 40MHz, the d.s.p. works on all modes. The adaptive filter functions include **Auto Notch**, **Line Enhance**, and **Beat Cancel**.

Kenwood claim (and my experience with the transceiver more than bears this out!) that d.s.p. is the most effective way of using current technology to separate what you want from what you don't want to hear. While receiving, you hear the most signal and the least noise (you have to experience it on 3.5MHz during the evening to fully appreciate the results).

The designers also claim, that while transmitting, transmissions from the TS-870S only emit the desired audio components of the modulation without adding distortion. This is achieved by the incorporated 'transmit equaliser' combining high boost, bass boost and comb filter functions to further improve the signal.

On receive, with d.s.p. the operator can hear signals that are covered by noise on non d.s.p. fitted equipment. The enhancement is provided by the reduction of atmospheric and 'white' noise and to the rejection of adjacent frequency interference, including heterodynes.

Manufacturer's Specifications

General


Modes:	J3E (s.s.b.), A1A (c.w.), A3E (a.m.), F3E (f.m.), F1D (f.s.k.)
Antenna impedance:	50Ω (with antenna tuner 20 to 150Ω)
Supply voltage:	13.8V d.c. (negative ground)
Current consumption	
Transmit:	22.5A (maximum)
Receive:	2A (no signal)
Usable temperature range:	-10° to 50°C
Frequency stability:	Within ±10p.p.m. (between -10° and 50°C)
Frequency stability (at room temperature):	Within ±10p.p.m.
Dimensions:	339x135x375mm (projections included)
Weight:	Approx 10.8kg

Transmitter

Frequency range:	All amateur bands between 1.8 and 29.7MHz
Output power:	s.s.b./c.w./f.s.k./f.m. 100W (max) 20W (min) a.m. 25W (max) 20W (min)
Modulation:	s.s.b. (balanced) f.m. (reactance) a.m. (low level)
Spurious emissions:	
Carrier suppression	-60dB or less
Unwanted sideband suppression (modulation freq. 1kHz)	50dB or more
Maximum deviation (f.m.):	±5kHz or less (wide), ±2.5kHz or less (narrow)
Transmit freq. characteristics	(-6dB) (TX bandshift 300Hz, TX bandwidth 2.3kHz) 300-2.6kHz ±9.99kHz
Trans. shift (XIT) range:	±9.99kHz
Microphone impedance	600Ω

Receiver

Circuit type	Quadruple* conversion superhet (s.s.b./c.w./f.s.k./a.m.) (*see review for comments)
Frequency range:	Double conversion superhet (f.m.) 100kHz* to 30MHz (* see review for comments)
Intermediate frequencies:	(1st) 73.05MHz, (2nd) 8.83MHz, (3rd) 455kHz (4th*) 11.3kHz (* see review for comments)
Sensitivity (s.s.b./c.w./f.s.k.) at 10dB (S+N)/N)	100kHz to 500kHz 1μV or less 500kHz to 1.62MHz 4μV or less 1.62 to 24.5MHz 0.2μV or less 24.5 to 30MHz 0.13μV or less
(a.m.) at 10dB (S+N)/N)	100kHz to 500kHz 2μV or less 500kHz to 1.62MHz 31.6μV or less 1.62 to 24.5MHz 2μV or less 24.5 to 30MHz 2μV or less
(f.m.) at 12dB SINAD	28 to 30MHz 0.25μV or less
Selectivity	
s.s.b. (Low 300Hz) High 2.6kHz)	-6dB: 2.3kHz, -60dB: 3.3kHz
c.w. (width 200Hz)	-6dB: 200Hz, -60dB: 450Hz
f.s.k. (width 500Hz)	-6dB: 500Hz, -60dB: 1000Hz
f.m. (width 14kHz)	-6dB: 14kHz, -60dB: 18kHz
Image rejection (1.8 to 30MHz)	80dB or less
First i.f. rejection (1.8 to 30MHz)	80dB or less
Notch filter attenuation	40dB or less
Receive incremental tune range:	±9.99kHz
Squelch sensitivity (s.s.b., c.w., f.s.k., a.m.)	100 to 500kHz 2μV or less 500kHz to 1.62MHz 20μV or less 1.62 to 30MHz 2μV or less
f.m.	28 to 30MHz 0.25μV or less
Audio output	1.5W (into 8Ω at 10% distortion)
Audio output impedance	8Ω



Internal view of the TS-870S transceiver.

The 'cleaning-up' capability of d.s.p. has a significant effect (as I've mentioned). The signal you're trying to receive seems stronger and clearer even though the S-meter reads the same strength!

In the manual Kenwood say that some may think a little 'magic' is being used...and I agree with this statement! With the usual difficult conditions on 3.5 and 7MHz I was copying stations I know would have been either very difficult or impossible to copy without the d.s.p.

Incidentally, although I've only briefly mentioned the manual (I only had the 'pre-production 'model') **it was good**. Mind you, with equipment as complex as the TS-870S, the manual **has to be good**.

However, (bearing in mind I'm not 'computer friendly') I soon found myself quite at home using the manual in selecting parameters on the keypad to suit myself. That's got to be a compliment to Kenwood!

Morse Mode

Working the Morse mode on the TS-870S is where the transceiver truly sold itself to me. The performance, facilities and ease of handling defy superlatives.

The built-in K1 'Logikeyer' (Kenwood even supplied a paddle key on loan with the rig for my benefit during the review!) was programmable for speed, weighting, messages (yes it's got that too!) and a great number of facilities I did not have time to use. Even keen contesters have been thought of as the designers have incorporated an auto-incrementing serial number system for contest QSOs.

The selectivity and d.s.p. facilities made it

possible for me to work many weak stations on overcrowded bands. Another benefit was that the lack of noise and interfering signals also meant I could spend longer on the air without fatigue (a very important point).

On The Air

Of course, I used the TS-870S on the air from EI7BA's QTH and also my own more modest systems (long wire, 7MHz horizontal loop, and trapped-dipole). The results were impressive.

The reports on my audio were consistently good and many friends said they had no problems in recognising my voice. However, I found that the slightly 'switchyness' (a sort of 'clipped' effect) of the final audio was rather odd. This must of course, be due to the 'reconstructed' audio after the final digital-to-analogue conversion. But, after a very short while my ears became used to the sound and I found I was perfectly at home with the rig.

Although I only used the TS-870S on s.s.b. and c.w., I've no doubt it will be excellent on the other modes. But in rounding off this all-too-brief summary on the transceiver, I must mention how

well it copes with the effects of nearby lightning and static 'crashes'.

During one storm in Cork when operating from EI7BA's QTH, I realised that the 'fizzing noise' (with only a slight reduction in signal strength!) was caused by a heavy static discharge from the antenna while it was connected to the rig! There was no damage and contact was maintained throughout the storm with the digital a.g.c. action coping extremely well.

So, in rounding off the review I can say I was immensely impressed with what the TS-870S has on offer for a 'main station'. It's an operator's delight, with the facilities including the amazing continuously variable a.g.c., and awe-inspiring d.s.p. likely to help anyone.


Finally, is TV line and field timebase interference a problem at your QTH? You can forget it with the TS-870S! And bearing in mind that we suffer more interference than we cause in the course of our hobby...that's got to be good news.

Reluctantly, I returned the transceiver to Kenwood for display on their stand at the Leicester show. But I'm looking forward to using it again in 1996, with our new 'On Reflection' feature, where reviewers will 'look back and reflect' on their original comments and findings in reviews on major items, with the benefit of hindsight and getting another chance to use the equipment (see 'Endnotes' in this issue).

My thanks go to Trio-Kenwood (UK) Ltd., Kenwood House, Dwight Road, Watford, Hertfordshire WD1 8EB, for the loan of the TS-870S which is available from Kenwood approved dealers for £2399.95.

PW

Top view, showing loudspeaker and modularised circuitry.



YAESU

KENWOOD

ESSEX AMATEUR RADIO SERVICES

SIMPLY

8.00am

ALAN
01268 752522

ICOM

THE BEST

8.00pm

IC-706 HF-2m-6m

£1065.00

If we charged you for all the extras this rig has inside, it would cost a fortune. So we include them at no extra cost.

WANTED

1970-1995 equipment px cash new for old.

Finance now available. Ring now for a price to suit you.

01268 752522

Christmas can come early

IC-781	IC-737A	FT-757 I	FT-690 II	TH-48E	DJ-4FE	AOR 3000A
TS-950SDX	IC-735	FT-77 + FM	FT-790 I	TH-78E	AKD-2001	AOR-3000A+
TS-950S	IC-728	FT-707	TS-780 2/70	TH-79E	IC-24ET	KAM
TS-430S	IC-726	FT-736R 2/70/6	TR-751E	FT-530	IC-9000E	KAM PLUS
TS440SAT	IC-725	FT-736R 2/70	TR-751E	FT-727	IC-7000	KAM 9612
TS-50S	IC-738	IC-290H	TR-851E	FT-23R	IC-7100	PK-232MBX
TS-120V	FT-890	IC-290E	TM-732	DJ-580	FRG-100	
FT-900AT	FT-840	IC-490E	TM-241E	DJ-180	FRG-9600	
FT990AC	FT-747	FT-290 II	TM-451E	DR-430	FR 101 + 4 + 6	PLUS
FT-101ZD	FT-902DM	FT-290 I	TH-22E	DJ-1FE	LOWE 150	MORE

4 NORTHERN AVENUE, BENFLEET, ESSEX SS7 5SN

CALLERS BY APPOINTMENT ONLY

From the USA to the UK...

Subscribe to *Monitoring Times*® and *Satellite Times*®

Monitoring Times is the most comprehensive monthly radio hobby magazine in the industry, covering all that's new in shortwave broadcasting, scanning equipment, amateur radio, news, computers and much much more.



Satellite Times is the newest star in space, covering commercial, military, scientific, governmental and personal communications. If you're interested in satellites, you'll love this bi-monthly magazine.

**If it's in Orbit
Satellite Times Covers It.**



**If it's on the Radio,
It's in Monitoring Times.**

Mail this subscription form to: PW Publishing Ltd., Freepost, Arrowsmith Ct. Station Approach, Broadstone, Dorset BH188 PW.

Subscription Rates include speedy Air Mail Service!

☐ 1 year *Monitoring Times* £34 (12 issues)

☐ 1 year *Satellite Times* £28 (6 issues)

Name _____

Address _____

Postcode _____

Telephone _____

I enclose cheque/PO (Payable to PW Publishing Ltd.) £ _____

Or Charge to my Access/Visa Card the amount of £ _____

Card# _____

Valid from _____ Thru _____

Signature _____ Tel _____

Credit Card orders taken on (01202) 659930

FAX orders taken on (01202) 659950



Locking The Robin To Droitwich



Mike Rowe G8JVE, the designer of the popular PW 'Robin' frequency counter, describes an interesting frequency standard to improve accuracy on the instrument, courtesy of BBC Radio 4!

The frequency standard I'm describing was developed as a logical extension to the popular PW 'Robin' frequency counter. It provides an output of either 10 or 1MHz which can be divided by an add-on circuit down to drive the gating circuit of the Robin.

The output is phase-locked to the famous Droitwich transmitter (just south of Birmingham and very visible from the M5!) and its 198kHz BBC Radio 4 transmissions. The advantage of this over the crystal oscillator in the Robin, is one of frequency stability.

The crystal in the Robin has a frequency stability of approximately 20 parts per million (p.p.m.), whereas Droitwich has an accuracy of many times better than this. How this is achieved is described later in the article.

The unit has achieved good results at my location in West Sussex without the need for

any external antenna. Despite this, I've included an external antenna socket which is fitted for difficult locations.

Droitwich Received

Look at the block diagram of Fig. 1 and the circuit diagram in Fig. 2. Signals from Droitwich are received on an internal ferrite rod antenna. Alternatively they can be coupled in from an external antenna and amplified by Tr1 before passing to the double balanced mixer IC1 at 198kHz.

Oscillator injection is 200kHz (more about this later) and the resultant 2kHz i.f. is derived across the tuned circuit L2/C10, C12. The 2kHz is amplified by IC2a (part of a quad op-amp) and fed to a tuned filter configured around IC2b and c.

The tuning of the i.f. stage is fairly critical and to this end a multi-turn potentiometer (R19) is used. At this point the output of the filter splits, one path is rectified and is used to drive a tuning meter.

The other output goes to IC2d which is configured as a very high gain amplifier whose output is heavily clipped. This clipping effectively removes the amplitude modulation of the original Radio 4 signals.

The amplitude of the waveform is approximately 8V peak-to-peak and is fed to one input of the CD4046 (IC6) phase-locked loop. Because the rail voltage of the phase locked loop (p.l.l.) is 5V, the output from IC2d

is attenuated by R43, R44 with shaping of the waveform by C28.

The other input of the p.l.l. is fed with 2kHz derived from the crystal oscillator. The 10MHz (from which the output is obtained) is generated by a Colpitts oscillator which is roughly tuned to frequency by C21.

Fine tuning of the 10MHz oscillator is by the varicap diode D2/3. This is controlled from the output of the p.l.l. via the network R37/C30 to R42/C31 and diodes D6/7. Resistor R41 is made up of four 10MΩ resistors.

Output level from the crystal oscillator is raised by Tr3 raises the output to t.t.l. levels. The 10MHz signal is shaped by IC3 providing a square wave output drive to the divider IC7 (providing 1MHz output), and to the divider chain IC5, IC4.

The i.c., IC4 is a dual counter arranged to divide by 50. This gives an output of 200kHz for mixer injection to the other input of the mixer chip IC1.

Another dual counter, IC5, this time dividing by 100, feeds 2kHz to the second input of the p.l.l. This 2kHz input is compared with the i.f. derived signal and the resultant output of the comparator is filtered by R42, C31 before passing to the network around R37, C30. It has a very long time constant (narrow bandwidth) which removes any short term variations due to interference, fading, etc.

Diodes D6, D7 conduct when the output of the p.l.l. is very high or low, speeding up the locking of the p.l.l. When the circuit is 'in

Fig. 1: Block diagram of the Droitwich 198kHz frequency standard modification to G8JVE's PW 'Robin' frequency counter.

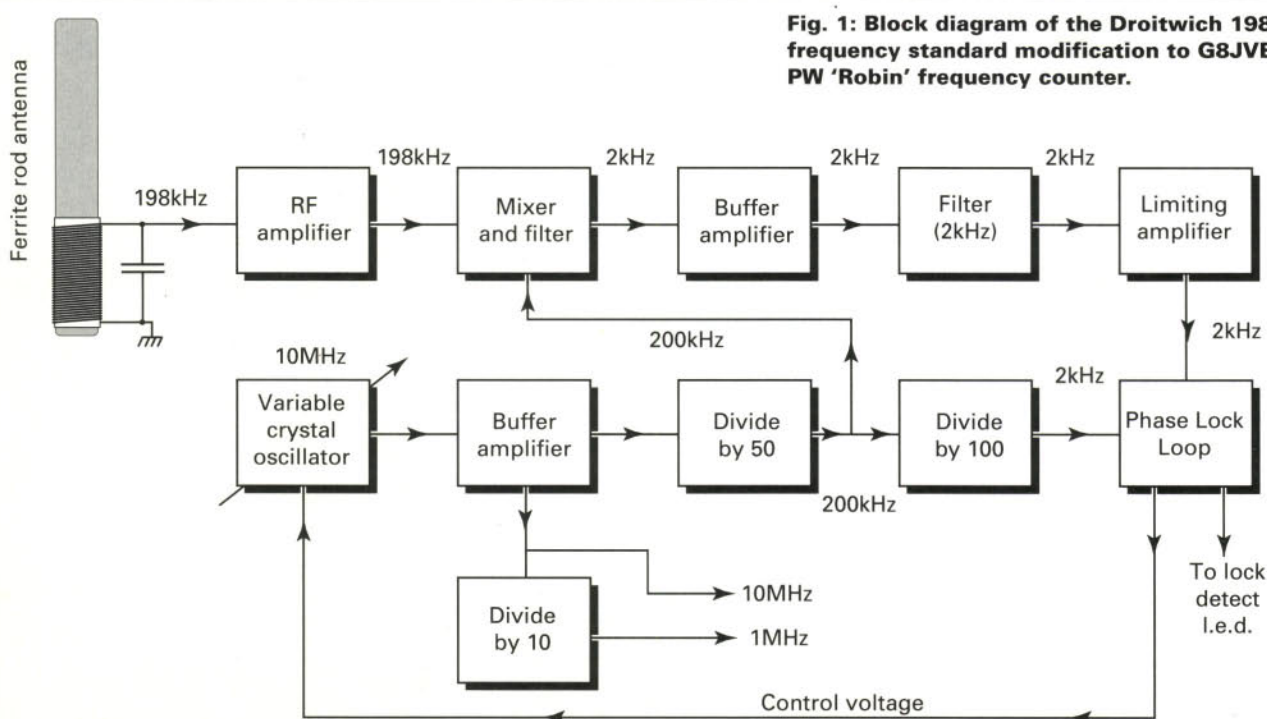
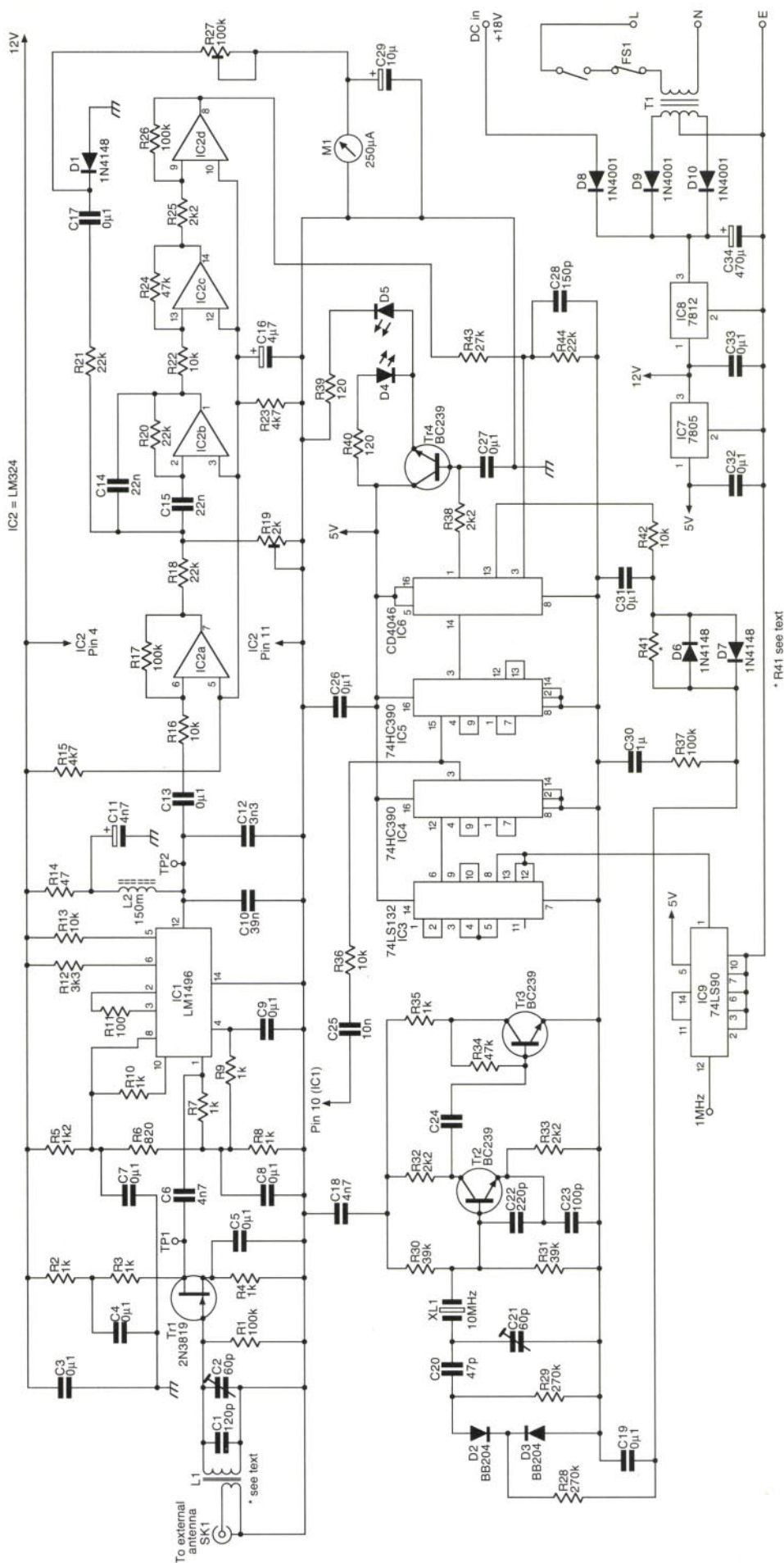


Fig.2: Circuit diagram of the add-on frequency standard unit.



lock' these diodes have little effect on the operation of the oscillator.

The capacitor, C30 must be a polyester or similar type type. (An electrolytic is most definitely **not** suitable due to leakage).

On Frequency

Only when the 10MHz oscillator is exactly on frequency will the injection be 200kHz and the i.f. 2kHz to lock to the 2kHz derived from the divider chain.

Should the 10MHz drift for example (let's say 2kHz) the i.f. would be 40Hz off frequency and the input to the p.l.l. 0.4Hz off frequency. In this case the p.l.l. will obviously be 'out of lock'. The output of the p.l.l. would go either high or low (depending which way the oscillator had drifted) and the resultant d.c. voltage applied to the varicap would pull the circuit back on frequency.

Power supplies for the unit are from an on-board mains unit with regulators for 12 and 5V. The split supply for the amplifiers IC2 is by the potential divider R15/R23 which provides 'an artificial' mid-point ground.

The Construction

Let's now look at the construction side. It's quite straightforward as the project is built on a single double-sided printed circuit board (*please see Editorial panel at end of text*).

The p.c.b. should be carefully examined for solder bridges, etc., before starting. Any errors at this stage may be difficult to detect once building has commenced.

I suggest that the i.c.s (with the exception of the voltage regulators) are mounted in sockets. These are fitted first to provide a guide to the location of the other components.

Now fit the links shown on the layout (five in number) followed by all the resistors and diodes. (taking care with the polarisation of the diodes).

Note that many of the resistors are soldered to both the ground plane and the underside tracking to provide ground returns to some circuit elements. Also remember the square pads (which have no components fitted) will also need to have a wire soldered to both sides to provide earth returns for some of the i.c. pins.

Next fit all the capacitors and trimmers. Avoid overheating the film trimmers as this will cause damage.

Capacitors C9, C11 and C29 have their 'earthy' legs bent at right angles close to the body. **They are then soldered to the ground plane.** They do not have a hole through to the other side the board.

Now fit all the remaining components and Vero pins for the various off-board connections and test points. The voltage regulators are mounted 'back-to-back' and share a common heatsink. It's probably best to screw these onto the heatsink before soldering them into position.

The mounting holes in the p.c.b. are in alignment with the fixing pillars on the recommended case. The ferrite antenna is mounted on the rear panel with stand-off

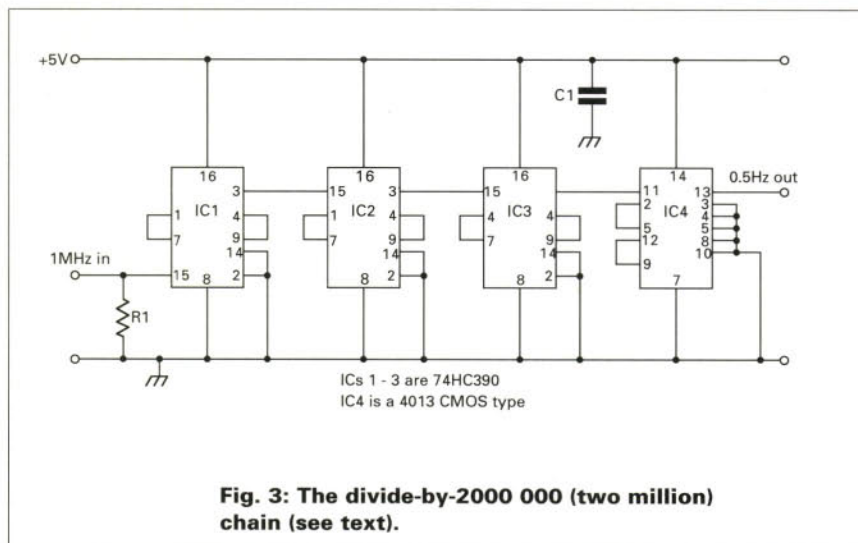


Fig. 3: The divide-by-2000 000 (two million) chain (see text).

pillars and Nylon 'P' clips. (The output and external antenna sockets are also mounted on this panel).

The **Lock** indication l.e.d.s (D4 and 5) are mounted on the small p.c.b. They're secured on the front panel together with the tuning meter and power switch.

Finally, double check all component positioning and the tracking side for any dry joints or track bridging. With a multimeter check both the 5 and 12V lines for shorts to earth and to each other, as either could be disastrous.

The Alignment

To start the alignment, with the unit powered either from the a.c. mains or external d.c., check the validity of the 5 and 12V lines. Using your existing Robin, set the 10MHz oscillator on frequency using C21.

Now switch off and remove IC1 and connect a 2kHz signal to TP2, set the meter potentiometer R19 to about 50% and adjust

R27 for maximum reading on the tuning meter. This is fairly critical and should be carefully adjusted.

Switch off and refit IC1, switch on and adjust C2 and the position of the coil on the ferrite rod for maximum on the meter. This can also be checked with an oscilloscope on TP1.

By now the **Lock** (D5, green) l.e.d. should be illuminated possibly the red one (D4) will be flickering, if so, carefully adjust C21. This is best done by 'rocking' the control until a mid point is found when only the lock l.e.d. is on.

Final slight adjustment of R19 and C2 for maximum meter reading will ensure that the unit is fully aligned. Check by switching off and on again the red **Unlock** light should briefly glow and then extinguish, changing over to the green **Lock** l.e.d.

Next, set the meter deflection using R27 so that a strong 198kHz signal gives approximately 80% f.s.d. Now the unit will then be ready for use.

Existing counters may be set up using the 10MHz output, trimming the clock until the

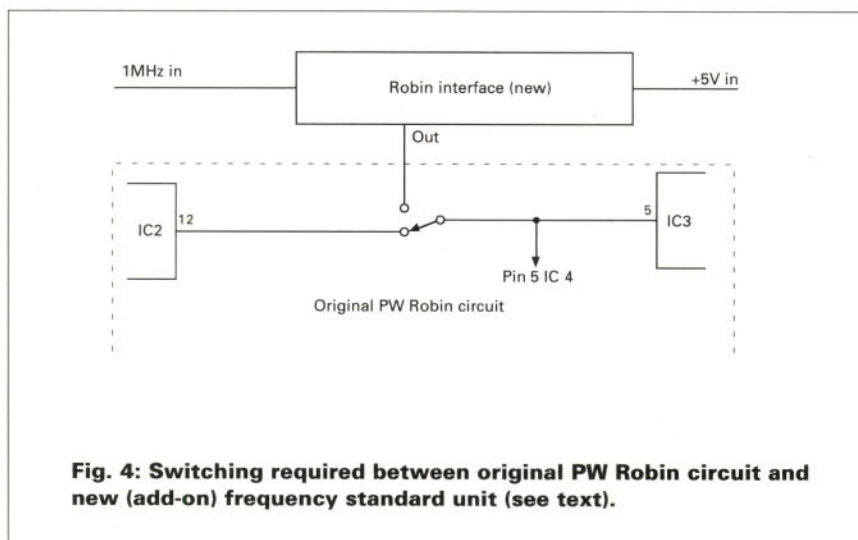


Fig. 4: Switching required between original PW Robin circuit and new (add-on) frequency standard unit (see text).

display reads correctly. Alternatively, many counters and synthesised signal generators may be operated from the 1MHz output feeding this into the external standard input.

Robin Interface

To enable the Droitwich standard to be used with the PW 'Robin' it's necessary to build a small interface board. The 'Robin' clock is designed around a 4.194304MHz crystal which is binary divided to give 0.5Hz output.

The Droitwich standard gives either 10 or 1MHz output, so obviously, this cannot directly replace the internal crystal. The 'Robin' interface board divides the 1MHz signal by 2,000,000 to give an output of 0.5Hz. The circuit is shown in **Fig. 3**.

The 1MHz input signal passes to the first of three identical divide-by-100 i.c.s (74HC390) and then to a 4013 connected as a divide-by-2. This 0.5Hz signal is used to drive the gate and control circuitry in the 'Robin'.

Using The Standard

The 'Robin' can easily be modified to operate using the external standard. This can be either done on a permanent basis cutting out the internal clock completely, or may be switched in as required, as shown in **Fig. 4**.

Having constructed the interface board, this may be mounted on the rear panel of the case using 'stand-offs', together with a suitable 1MHz input socket and miniature single pole double throw (s.p.d.t.) switch.

Refer back to the original circuit of the PW Robin (*PW* Jul/Aug '91). Cut the track running from pin 12 of IC2 (4040) to pin 5 of IC3 (4538) and pin 5 of IC4 (74AC00). Connect the centre contact of the switch to the IC3/IC4 side of the cut.

Now connect one pole to the output of the interface board and the other to the IC2 side of the cut. The 5V for the interface may be connected to the output of the regulator IC19. The 'Robin' may now be run from the external standard with a very high degree of accuracy.

PW

The original PW Robin article (by Mike Rowe G8JVE) was in the July and August 1991 issues of *PW*. Errors & Updates appeared in September and October of that year.

In the September 1993 issue of *PW* Mike Hughes showed us how to lower the power requirements of the counter.

Over a year later (October '94) Mike Rowe put a thermal oven into the PW Robin. In the same month George Fidler G3TDV extended the Robin to count time and capacitance.

Shopping List

Resistors

Carbon film 0.25W

47Ω	1	R14
100Ω	1	R11
120Ω	2	R39, 40
820Ω	1	R6
1kΩ	8	R2, 3, 4, 7, 8, 9, 10, 35
1.2kΩ	1	R5
2.2kΩ	4	R5, 32, 33, 38
3.3kΩ	1	R12
4.7kΩ	2	R15, 23
10kΩ	4	R13, 16, 22, 36
22kΩ	5	R18, 20, 21, 22, 44
27kΩ	1	R43
39kΩ	2	R30, 31
47kΩ	2	R24, 34
100kΩ	4	R1, 17, 26, 33
270kΩ	2	R28, 29
10MΩ	4	R41a, 41b, 41c, 41d

Preset Multi-turn vertical

2kΩ	1	R19
-----	---	-----

Miniature skeleton horizontal

100kΩ	1	R27
-------	---	-----

Capacitors

Ceramic

47pf	1	C20
100pf	1	C23
120pf	1	C1
150pf	1	C28
220pf	1	C22
10n	1	C24

Polyester

3.3nF	1	C12
4.7nF	2	C6, 18
22nF	2	C14, 15
39nF	1	C10
100nF	14	C3, 4, 5, 7, 8, 9, 13, 17, 19, 26, 27, 31, 32, 33
1μ F	1	C30

Electrolytic

4.7μ F	2	C11, 16
10μ F	1	C29
470μ F	1	C34

Trimmer

60pf	2	C2, 21
------	---	--------

Semiconductors

2N3819	1	Tr1
BC239	3	Tr2, 3, 4
MC1496	1	IC1
LM324	1	IC2
CD4046	1	IC6
74HC390	2	IC4, 5
74LS132	1	IC3
74LS90	1	IC9
7805	1	IC7
7812	1	IC8
1N4148	3	D1, 6, 7
BB204	2	D2, 3
1N4001	3	D8, 9, 10

Miscellaneous

l.e.d.(red)	1	D4
l.e.d.(grn)	1	D5
XL1	1	10MHz (Maplin)

You will also need a 1A fuse and holder, one 15-0-15 6VA (Maplin) transformer, one LW Ferrite Rod (Maplin), one 150mH Toko coil, one 250μA meter, heatsink for IC7/8, Case (Maplin KC61R), BNC sockets (2 off); IC sockets (if required)

We apologise that due to lack of space and production difficulties, the necessary printed circuit board designs and associated component overlays for this project will appear in next month's (January 1996) *PW*. Please accept my apologies. Rob Mannion G3XFD.

MARTIN LYNCH

G4HKS

THE AMATEUR RADIO EXCHANGE CENTRE

A big thanks to all of you who sent their kind wishes on the arrival of our new baby son, Henry.

Jennifer is doing just fine and so is our new member of the Lynch family. There again, naming the kid after a world famous DX'er he had to be okay, didn't he?!



QUESTION

Why does MARTIN LYNCH continue to outsell ALL of his competitors, when it comes to HF Equipment?

ANSWER...

Firstly, most other retailers wouldn't dream of investing in the "top five" HF transceivers just for demonstration, then carry a back up stock, should you decide to purchase. Does your store have ALL the HF transceivers available today, sitting side by side, with an antenna available for each? I gather probably not. Investing in any of the new HF transceivers is a major investment. You can buy from someone who's only method of sale is to "give it away" for no profit, (usually resulting in poor back up and little product knowledge), or spend time with one of the Lynch team who will question your actual requirements and guide you to the real item on the agenda. What's right for you. Not the salesman.

Martin Lynch is the only company that sponsors the RSGB HF Convention each year, usually with a top manufacturing company such as Kenwood or Yaesu, both of which are happy to be associated with the U.K.'s No. 1 retailer. When buying a major piece of HF gear, (or any other for that reason), check to see if the company is capable of first demonstrating the radio itself, (you would be amazed how many retailers can't), can offer REAL back-up in the event of a break down, collects at the company's expense in the event of a warranty claim, offer a 5 Year trouble-free cost free ownership period, offer top trade in values and will offer a "MONEY BACK GUARANTEE" if the item purchased is not suitable*

More and more Radio Amateurs WORLD WIDE use Martin Lynch. The better the company service gets, the bigger they get. It's that simple. The success is fuelled by GOOD QUALITY SERVICE, before and after the sale. Mail order or visiting the London Showroom, the treatment is always the same. Friendly, non pushy and genuinely interested in helping. If you haven't dealt with MARTIN LYNCH, perhaps now is the time.

* Provided the goods are returned complete and in "as new" condition including all packaging, within fourteen days.

Wouldn't you rather use Martin Lynch?


YAESU FT-2500M

Built like a tank, the "no frills" 50 watt FM mobile/base 2 metre transceiver from Yaesu is ideal for packet operation or very very long "rag chews". Probably the best low IMD transceiver available in its class.



RRP £399. Lynch's Christmas price: £319.00

WE NEED YOUR USED AMATEUR RADIO EQUIPMENT!!



If you have any good, clean Amateur Radio Equipment or Accessories, give Martin Lynch a call today and receive **TOP MONEY - CASH instantly**

HAVE YOU GOT A COPY OF THE LARGEST USED EQUIPMENT LIST IN EUROPE? CALL 0181 566 1120 FOR YOUR LATEST COPY. ASK FOR THE WINTER NEWSLETTER TOO!

MFJ 784B

Not the prettiest looking of DSP units, but the favourite when it comes to all mode noise reduction.

SPECIAL CHRISTMAS PURCHASE PRICE! RRP: £249.95 only £219.95. (whilst stocks last)

ALINCO DR-M06E

10 watts on 6 metre FM. With all the new repeaters opening up, now's your chance to join the "friendly" atmosphere of the 50MHz club. And just look at the saving over RRP!
RRP: £359.95.

CHRISTMAS PRICE BASHER: £269!!



IF YOU DON'T WANT TO TAKE ADVANTAGE OF MY FREE FINANCE AND WOULD RATHER PAY CASH, CHEQUE, CREDIT CARD OR TRADE-IN, THEN CALL 0181 - 566 1120 TODAY FOR EXPERT ADVICE. I promise you the best overall deal in the U.K. Get ringing, or you'll miss the bargains!
*Please NOTE prices & monthly payments are based on 17.5% VAT & no more price increases!
E&OE. £10 p&p on all major items.

Martin Lynch is a licensed credit broker. Full written details are available on request.



FAX: 0181 - 566 1207
AFTER HOURS: 0973 339 339
B.B.S.: 0181 - 566 0000

NEW FT-290RDX

We are now able to offer the new FT-290RDX, with a muTek optimised pre-amp supplied & fitted FREE OF CHARGE, a saving of £79!! The improvement to the receive performance is incredible. Better still, it's available on FREE FINANCE!



Deposit £95,
12 payments of
£42.00.
Total: £599.00
FREE FINANCE.
OFFER EXTENDED
UNTIL STOCK IS
FINISHED

ALINCO DX-70

100W on HF
10W on 6M

Alinco's answer to the IC-706.

A mini HF transceiver with all modes from 160M - 6M. General Coverage RX, remote front panel. Compare the receive audio on both. The Alinco will surprise you and the CW and SSB narrow filters are thrown in FREE, they'll cost you £120 extra with the Icom.



THIS MONTH'S XMAS PRICE BUSTER: £999
(RRP £1099) Finance & 5 Year Warranty also available. Phone for details.

ALINCO DJ-G5

Currently our best selling Dual Band Handie. Simple to use, beautifully built.
£479, £79 deposit and 12 payments of only £33.33, ZERO INTEREST
THIS MONTH!
FREE FINANCE AND FREE CARRY CASE



KENWOOD TS-870S



**50/50
PURCHASE PLAN**

The new "DSP at I.F." world first from KENWOOD has only been out a month and what a winner! If you've been hanging on for the digital age to arrive in Ham Radio, then let go. One of my older & valued customers, G8DR was the very first in the U.K. to own one. "The reduction in background noise is astounding", remarked Derek. "I can now hear signals I didn't even think existed!" The 50/50 Plan was so successful, its been extended for December.

TS-870S £2399.00 - WITH FREE 5 YEAR WARRANTY
DEPOSIT 50% £1199.00 (or your trade in's as part payment)
Balance £1200.00
12 monthly payments of only £100.00. INTEREST FREE ZERO APR.

YAESU FT-990AC

Last chance to buy with FREE FILTERS! Just when you thought you had a great deal, Yaesu go and step in with £178 quids worth of FREE OPTIONAL FILTERS! I'm afraid to tell you guys that "DINNER WITH MISS YAESU U.K.", Shirley is now fully booked. The FT-990 is available with or without AC PSU, sports an internal lightning fast Auto Tuner and has "digital" bandwidth control fitted as standard. Buy now. Prices are going UP UP UP in January!

AC model: RRP £2399. LYNCH'S PRICE: £1849.00
DC model: RRP £2099. LYNCH'S PRICE: £1599.00

LIMITED STOCKS - PHONE BEFORE PLACING ORDER

140-142 NORTHFIELD AVENUE
EALING, LONDON W13 9SB

OPENING HOURS
MON-SAT
9.30 - 6.00
Late night Thursday by
appointment

0181 - 566 1120

Saturday 18th November - a day to remember



Last year nearly a thousand people poured through the door and grabbed tens of thousands of pounds worth of equipment at virtually trade price.

Don't forget MORSE TESTS ON DEMAND at Lynch's open day!

Martin Lynch Open Day

The doors are open from 9.00 to 6.00

YAESU FT-1000

STOP PRESS!!

Still Yaesu's flagship "200 watter", the FT-1000 is built to last. At an RRP of £3999, sales have dropped off a little, (Motor Cars, Motor Bikes or the odd pet taken in Part-ex), Yaesu U.K. told me they have a few on a special Christmas offer and did I want to grab a few? They are not "old stock", (check the serial number of yours BEFORE you place an order), they're fresh and you can save a massive £1100. Buy in December and pay £2899.



FT-1000 RRP £3999. Lynch's Price: £2899. Super Low Finance and Five Years Warranty also available.

Who else can offer those two? PART EXCHANGE WELCOME!

YAESU FT-1000MP

The magic in the new Yaesu HF transceiver is the inclusion of "COLLINS" filters. The result is audio that harks back to the "S Line" days. Rounded, full and real depth but with a crispness that is easy on the ear. Add to that the latest in technology with "EDSP" signal processing and the magic turns into reality. If the new HF transceiver was a wine it would be a Cabernet Sauvignon. For those of you visiting the shop to "try before you buy", you'll get a FREE BOTTLE of "OXFORD LANDING" when you place your order.



FT-1000MP RRP £2840 with Internal AC PSU. PLUS A SET OF FILTERS WORTH £468 supplied & fitted FREE! or FIVE YEARS WARRANTY. The choice is yours.

ICOM IC-775DSP

Special Christmas Price

One of our favourite 200 watt HF DSP Transceiver. Now 35 of our customers seem to agree. Like the rest of the HF range, see the new IC-775DSP at Lynch's, sitting side by side each of its competitors. IC-775DSP. RRP £3699.



ML PRICE £3199 and the chance of buying a FIVE YEAR WARRANTY.

SPECIAL OFFER KENWOOD TS-450SAT



Bulk purchase of your favourite "midi" sized HF transceiver has enabled us to offer them on a spectacular money saving offer. The TS-450SAT is despite its size, a full feature 100W all mode HF transceiver, including a built in AUTO ATU, IF Shift and much more. The list price is £1649.00 but we are offering 10 pieces at only £1195 including FREE DELIVERY, saving a massive £450.00!!

Furthermore, it is available on FREE FINANCE at £196.00 deposit and 12 payments of £83.25

SAVE A MASSIVE £450.00
ONLY A FEW LEFT
SO HURRY

ICOM IC-706

5 Years warranty included. Low finance and your trade-ins welcome.

The orders keep rolling in. Slowly, they roll out. With a new design the 5 Year warranty is ever more a requirement. No free gimmicks, just real care for Icom's new HF-6M+2M baby. £1195.00.



ICOM IC-736

The only HF transceiver to offer 100 watts on HF through to six metres, built in PSU, Auto ATU and lots more. Fantastic value. RRP: £1969.

Lynch's Christmas price: £1649.00



ICOM IC-2350H



The guys here reckon it's the best for low IMD on 2/70. They're probably right. 50 watts on 2M, 35 on 70CM. Easy to use. Even easier on the pocket.

RRP £649. ONLY £549. DECEMBER ONLY!!

HEIL SOUND



Heil Proset-5 Professional Quality Boom Headset, dual padded earphones, flexible mic boom, includes HC-5 "Full range" insert for superb speech quality. Requires AD-1 cable ADAPTOR for KENWOOD/COM. £119.95 incl. VAT

Heil Proset-4 Identical to Proset-5, but includes HC-4 "DX" microphone insert. Ideal for punching through the pileups. £119.95 incl. VAT

Heil HC-4 Replacement microphone insert for existing fist or base microphones. With 10DB peak at 2KHZ and the low end rolled off sharply at 500HZ, (12DB per octave), the HC-4 is the ultimate DX mic insert. £28.95 incl. VAT

Heil HC-5 Identical to HC-4, but High Articulation, offering superb SSB quality, rolls off sharply under 350HZ and above 3100HZ, peaking at 2.4KHZ. "Hi-Fi" SSB Audio. £28.95 incl. VAT

Heil AD-1/KY Adapter leads to interface the proset Headset/boom microphones to 8 pin Yaesu, Icom or Kenwood transceivers. £11.95 EACH

AEA PRODUCTS

PK-12 Low cost budget VHF TNC now with FREE software..... £119.95

PK-96 The easy way to get on 96 baud packet..... £189.95

PK-232MBX All mode Data controller - the bench mark..... £299.95

PK-900 The best selling commercial grade controller..... £449.95



M-Del MULTITRAP

NEW

Built exclusively for MARTIN LYNCH, the new wire antenna is trapped for 80 through to 10 metres, uses heavy gauge multi strand plastic-sheathed wire, heavy duty 1 kW traps and totals only 20 metres in length. The "MULTITRAP" is a fan type design, having 2 "legs" either side of the dipole centre. It's very easy to instal, takes minutes to tune, guaranteeing an SWR of less than 1.5:1 on spot frequencies throughout the entire 5 bands. A far better alternative to the old G5RV antenna.

SPECIFICATIONS

Impedance: 52 Ohm Max SWR: 1.5:1
Overall length: 20m Weight: 2.5Kg
Power Handling: 1kW Input socket: S0239

Introductory price:
£69.95 p&p £7.50

Microwave Modules

Compare performance to cost with similar Linear Amplifiers from Tono, Mirage and others and you'll see just how competitive Microwave Modules '95 really is!

AMPLIFIERS

MML432-30 30W O/P 1 OR 3W I/P	£169.95
MML432-50 50W O/P 10W I/P	£169.95
MML432-100 100W O/P 10W I/P no pre amp	£399.95
MML220-80-10 80W O/P 10W I/P	£179.95
MML144-200 200W O/P 3/10/25W I/P	£339.95
MML144-100-10 100W O/P 10W I/P	£179.95
MML144-100-3 100W O/P 3W I/P	£199.95
MML144-30LS 30W O/P 1/3W I/P	£99.95
MML70-30-3 30W O/P 3W I/P	£99.95
MML70-100-10 100W O/P 10W I/P	£179.95
MML70-100-25 100W O/P 10W I/P	£179.95
MML50-30-3 30W O/P 3W I/P	£99.95
MML50-100-25 100W O/P 25W I/P	£179.95
MML50-100-10 100W O/P 10W I/P	£179.95
MML50-100-3 100W O/P 3W I/P	£199.95

TRANSVERTERS

MMT50-28 10M to 6M, 10W	£199.95
MMT70-28 10M to 4M, 10W	£199.95
MMT144-28 10M to 2M, 10W	£199.95
MMT220-28 10M to 1.4M, 10W	£199.95
MMT432-28 10M to 70CM, 10W	£199.95

'RADIO READY' PCs

ORDER a PENTIUM P90 MULTIMEDIA PC,
SAVE £340 & RECEIVE A FREE TNC - worth £139

The Peacock "Low RF Radiation" range of PC's have found their way into many a Radio Amateurs shack during 1995. To finish off the season and help you celebrate the Christmas period, we've not only reduced the price of our best selling machine, but for every Pentium P90 Multimedia system ordered before Christmas, an AEA PK-12 TNC (worth £139), will be thrown in, FREE of CHARGE!!

RRP £2239.00

Discounted to £1899.00 inc VAT. (p&p £20)

Systems start from as little as £995 complete.

Pentium P90 PC

Take Mini Tower, 90MHz Pentium Processor
840 Hard Disk, 8Mb RAM
256K Cache, 1Mb PCI
14" SVGA, Dos, WFWG, Mouse, Keyboard
Includes Windows 95 demo.
16 Bit SoundBlaster Card
Quad Speed CD ROM & Stereo Speakers



CONTACT STEVE
JELLY - OUR
DATA COMMS
EXPERT FOR
FULL
INFORMATION



Harding's home-brew

Keen constructor Stephen Harding G4JGS dishes up some more ideas and suggestions which help him enjoy the hobby and produce excellent home-brewed projects. He aims to help you to do the same in your workshop.

Amateur Radio is different things for different people, that's one of the things that makes it so interesting. My interests in radio began in my early teens when valves, dry batteries and accumulators were still an everyday part of radio for many households.

You had to do things to the radio, besides turning it on, to make it work. One of the great highlights of using radio, was illicitly listening to Radio Luxembourg in bed snuggled down under the sheets with a pair of earphones on.

Listening time was usually limited by the time before parental detection (and confiscation of headphones) or when the dry batteries 'went flat'. (These, scrounged from Grandma's hearing aid when they were a bit low, usually ran out completely on the radio!).

On my schoolboy pocket money, buying new batteries was out of the question, so local ingenuity came into use. By remaking the dry batteries, it was surprising how well you could extend their life.

But the downside was that it was a surprisingly messy process which brought me into regular conflict with my Mother. I persevered, and it paid off.

Receiver Kit

Having decided that it might be better to encourage me rather than beat me, my parents bought me a two valve short wave receiver kit and a soldering iron. I built the radio, and guess what, it didn't work!

At that stage, I hadn't a clue where to start so I took it to bits and started all over again. By this time, I'd learnt how to solder and I guess this was the key skill that really enabled me to enjoy the magic of radio and with my parent's blessing.

Shortly after this, a cousin of mine gave me a couple of ex military radio sets. Neither worked, so out came the soldering iron and within a very short period, both were working again.

Then it was back to Grandma to scrounge the hearing aid batteries again, and a friend and I had a great means of communicating between our two villages. The radios gave us many hours of fun and we learnt how to get the best from our sets the hard way because in our remote part of agricultural Berkshire, there was no one to turn to for advice.

If it didn't work, we had to fix it. Spares were a real problem with the nearest Army surplus store being in Reading for which the return bus fair was half a week's pocket money.

However, we found that the village rubbish tips were a wonderful source of old radios which could be stripped for components. I learnt a lot about how they were constructed and started something my colleagues say I have perfected...the art of scrounging and barter.

Full Member

From those early beginnings right up to today, I've been a full member of the 'Bin Divers Society'. My shack is filled, much to my wife's annoyance (but children's delight) with things that will come in useful one day.

My friend who I had used the army sets with went on to become a TV salesman. But I stayed at school studying for 'O' levels and playing radio in the Army Cadet Force (something which I still do).

Exams continued to dominate my life for the next few (too many) years so my interest in radio waned. This however, changed when I took up a teaching post in a school which has an Army Cadet Force (ACF).

I became involved with the ACF and found to my absolute delight, a room full of radio equipment. They included 19, 52, 62, 88 sets and many others.

In a very short time I had a fully working radio station. Along with them came the legal entitlement to use ACF allocated military frequencies and a stack of books telling me how to make the best use of it.

Now I began to understand what I had found by practice all those years ago. I was 'hooked' on the magic of this piece of wire hung out in the air on which I could hear the world, but only talk to bits of Great Britain and occasionally Germany and Ireland when I could get away with it.

Radio Amateur's Examination

I had to take the RAE, and along with a small group of others, studied under the guidance of the late **Graham Fox G4GIW/G8FGP**. Unfortunately though, I had very little scientific background, physics having given up on me because you had to be in top set Maths to do Physics, and I wasn't!

Because of my lack of physics I had to learn the theory from the bottom up and it was a struggle. However, I passed the RAE well because I had learnt the licensing regulations off by heart, and I chose all the questions requiring a practical approach for Paper 2. (I was lucky because I was working in education and knew how to beat the exam by using the



right techniques!).

It was class A or bust, so I taught myself Morse, passed and got my licence. But it was then back to that dreadful dilemma that seems to have haunted my life.

With a young family, finances were always severely stretched so there was no money for radio. So it was a case of adapt, scrounge, improvise and build from scratch.

Again it was whatever local ingenuity could devise but it got me on air with about 500mW of c.w. on 1.8 and 3.5MHz using an ex-Army 62 set. 'Phone operation came later when I rewound the modulation transformer to produce a pretty grotty a.m. signal.

Battery Powered

The equipment was still battery powered. So, I set about designing and building a power supply which led me into the most painful and sobering experience of my life.

Two h.t. voltages were needed, one for the receiver and one for the transmitter. By using a transformer with centre tapped secondary winding and a full wave rectifier I could do exactly what I wanted, see **Fig 1**.

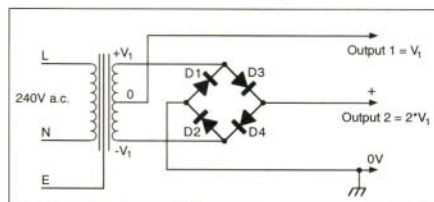


Fig. 1: A 'two rail' h.t. powers supply design used by G4JGS (see text).

So I set to and built the p.s.u. I started by bolting all the components, some of which were pretty bulky into an old military radio case whose shape did not allow the most practical layout.

I then started to wire things up and shortly the whole thing resembled a form of multicoloured spaghetti. It was a real rat's nest!

To cut a long story short, something wasn't right. And while I was leaning over the power supply, the transformer blew up showering my face with molten plastic and pitch. The transformer had got so hot that it melted the pitch round the windings which in turn ruptured the plastic case.

I spent three very painful, dark stumbling days cursing my folly and wondering whether I would see again. I was lucky I am pleased to say.

Your Workshop?

What has this got to do with your workshop you might be asking? Well, for me, as I have



Fig. 2: A temperature controlled soldering iron station (in this case a Weller type), with the associated stand and essential sponge (see text for comments on techniques).

tried to show, the emphasis has always been on making or adapting things at minimum cost.

Providing you can solder, use a few simple hand tools, use your ingenuity and be prepared to have a go, it is surprising how much more satisfaction you can have.

Let's look at soldering for a start. To many people, soldering is a form of 'glueing'.

Providing the solder holds the bits together, it will do! Unfortunately, this is usually far from the truth.

The art of soldering is to form a continuous bond of metal all over the surfaces of the joint. The worst enemies of good soldering are dirty surfaces and not enough heat.

Many components, especially those that have been recycled, have leads which need scraping to remove the oxide layer that may have formed. It's best to place the component lead on a flat surface and scrape it with a sharp edge, such as a modelling knife.

Printed circuit boards should be rubbed over with steel wool or a p.c.b. cleaning 'rubber' until they are bright all over. Keep your fingers off while you're doing it, there's nothing worse than finger grease for attacking the delicate copper tracks and making bad solder joints.

Choosing the right solder is important too. For Amateur Radio and most hobby electronics construction, flux cored solder should be used.

The flux is a chemical that helps remove surface oxides and prevents them from reforming during the soldering process. The solder should be thin so that it melts easily without drawing all the heat from the joint.

Be careful not to buy solder intended for making joints in copper plumbing, and don't waste your money buying solder in a dispenser. Just buy the biggest roll of solder that you can afford. If you really want a dispenser, you can make one from an old plastic cosmetics or soap bottle.

The Iron

The soldering iron is important. It needs to be light enough for you to use comfortably, and it should also have a long very supple lead preferably covered with heat resistant material.

If the lead is damaged in any way, don't use the iron. Either replace the mains lead, or the iron.

Additionally, the iron itself must be sufficiently powerful to provide enough heat to

complete a good soldered joint. An iron of 15W used carefully will be satisfactory, but a 25W iron is better.

Low voltage irons are best because if you do solder through the lead, at least you are isolated from the mains! They also have the advantage that they can be run from a couple of car batteries for field days, holidays and the like.

A very nice feature, though not essential, is the ability to be able to change the size and shape of the bit. This can be done to suit the work you're doing.

Whatever type of iron you have, when not in use, it should be in a stand to protect you and the iron from damage. The stand should contain a small sponge which is kept damp.

Every time you pick the iron up to use it, wipe the tip on the sponge to clean off any dirty residue. After you've used the iron, wipe it again before putting it back into the stand.

Using the sponge soon becomes a habit. The photograph, Fig 2, shows a temperature controlled low voltage iron which can be picked up very cheaply second-hand.

Soldered Joints

Now to making soldered joints. If you can make a good mechanical joint by winding the component lead round things like solder tags do, Fig 3a. Not only will it hold things in place, it will be a much stronger joint.

When working on p.c.b.s, push the component lead through the hole and bend it sideways, Fig 3b. Then apply the tip of the iron to the joint and heat it, as shown in Fig 3c.

When you think the joint is hot enough (only a second or two should be needed) gently feed the solder into the joint, as in Fig 3d. The idea is to use the heat of the joint, not the heat of the iron, to melt the solder.

Keep feeding the solder into the joint until there is sufficient there to make a good joint and you can see it 'wetting' all the surfaces, as in Fig 3e. (This illustration also shows the excess lead trimmed, with the actual process underway.)

Try not to inhale the fumes produced by the melting flux as it is not good for you. Wherever possible, use an extractor fan when you're soldering.

Remove solder and iron and let the joint cool before inspecting it. It should be shiny, smooth and 'feather' into component leads smoothly.

Anything which is dull, rough or otherwise

Ten tips for good soldering

- 1 Thoroughly clean component legs and other surfaces to be soldered.
- 2 Use thin, flux-cored solder.
- 3 If you can make a good mechanical joint first, do so.
- 4 Use a hot iron.
- 5 Make sure the bit is tinned before use.
- 6 Wipe the bit on a damp sponge before and after making a solder joint.
- 7 Heat the joint, not the solder.
- 8 Inspect the joint after soldering before going on to the next one.
- 9 Once the joint is good, cut any excess component leads off with a sharp cutter.
- 10 Remember not to inhale the flux fumes.

suspect, should be carefully reheated to make a good joint. Don't overdo the heating or you may lift copper tracks off p.c.b.s or damage sensitive components.

An illuminated magnifying glass is very useful for looking at solder joints (and it's the sort of thing you can ask your children to give you for a birthday or Christmas present). Once you are satisfied with the joint, cut off any excess lead with a sharp, and I mean sharp, pair of wire cutters, as already shown in Fig 3f.

Wiring Layouts

Now to another of my 'hobby horses'....the subject of wiring layouts. When I first started dismantling old equipment, wiring was an 'art form' with cable runs neatly formed with lacing thread.

The art of lacing seems to have disappeared and has been replaced by modern methods. However, the underlying principles of good wiring remain the same.

My advice is don't just use any old cable. It's really worthwhile investing some money in a small drums of five or six different colours.

Red and black cables are a must for power feeds and earthing points. But how you use the other colours is up to you, although I think it's worthwhile setting your own wiring standard and sticking to it for all your projects.

You may find a visit to one of your local electrical installers will enable you to buy cheap drum ends. The illustration, Fig 4,

Figs. 3a, b, c, d, e and f: Soldering techniques recommended by G4JGS (see text for explanations).

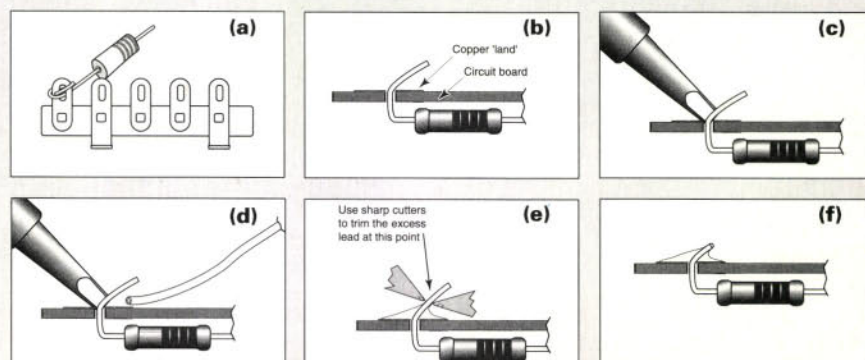




Fig. 4: A completed 3.5MHz c.w. transceiver built into a (recycled!) former television camera case! (see text).

shows the wiring layout in one of my construction projects, a 3.5MHz QRP c.w. transceiver.

Plan Carefully

I always try and plan my layouts carefully before I commit myself. In my experience, there is no substitute for paper, pencil and ruler.

At very least, you need a block diagram showing what is coming into and out of each block. From this you'll know how many wires you will need and you can decide whether single or multiple wires, ribbon cables, etc., will be the best answer.

You can also plan cable routes and (a very important aspect), the location of all earthing (0volts, signal returns) points. Here you can spot the easily made mistakes like running a signal line next to the power input to an oscillator, a connecting pin in an inaccessible corner and so on. Don't be afraid of trying different layouts to see if you can improve things.

The Case

Once I'm satisfied with my layout, I mount all the hardware bits into the case. All control shafts are cut to length, knobs fitted, switches mounted and labelled in pencil so that when the wiring up is completed, it can all be tested.

Some people advocate wiring everything up and testing it before boxing it up. But I've seen too many piles of electronic 'spaghetti' in shacks where projects have never been really completed to be convinced this is a good idea.

The next stage is to wire in all earth points, and these should be as short as possible. If you try and put these in later, you may find it difficult with longer wires around.

Then it's onto the longer wires. To keep them together and tidy, I use heat shrink sleeving. This comes in a wide variety of colours and diameters.

When the sleeving is gently warmed with the tip of the soldering iron or a hot hair dryer it shrinks. It then holds the wires tightly together.

The professionals almost completely encase their wiring in sleeving. But unless you have access to a very cheap source, I suggest you only use short pieces about a centimetre long placed so they will give the wiring a nice form.

Pass the wires through the sleeving as you solder them in making sure the wire has a nice

'lay' to it. I always leave the supply wires to last, and I don't fit them until I have very carefully inspected the wiring layout.

After the supply lines are in, test. If all is well, shrink the sleeving and use a few strategically placed pieces of double-sided sticky tape to secure it all in place.

As an alternative to heat shrink sleeving, you can use spiral cable wrapping. But be warned...it's not cheap!

When I cut a wire to length, I use good sharp pair of wire cutters and with a stripper, cut back the insulation about 3mm. You can

Ten tips for good wiring layout

- 1 Plan the layout first.
- 2 Keep signal and supply lines separated.
- 3 Put in all the earth returns and earthing tags first.
- 4 Fit the longest wires first and work down to the shortest.
- 5 Use small pieces of heat shrink sleeving to hold the wires together.
- 6 Strip the wire ends, twist the strands together and 'tin' before fitting.
- 7 Wherever possible, make a good mechanical connection before soldering.
- 8 Use tweezers to hold and manipulate the wire in inaccessible places.
- 9 Pull each wire into the shape of the case.
- 10 Use double-sided sticky tape to hold the wires in place.

use pliers or wire cutters to strip the wire, but it needs practice to be able to do it reliably, and all too often the wire gets shorter and shorter along with your temper!

Each wire end is then lightly tinned after the strands have been twisted together. Solder the least accessible end of the wire first, thread it through the sleeving and then solder the other end in place.

Pull the wire into shape, and then go on to the next wire. In confined spaces and awkward corners, I use a pair of bent tweezers to hold the wire. Not only do they take up less space, but if you slip with the soldering iron, you don't burn your fingers!

Professional Appearance

If you've made a good job of your project, it will not only give it a professional appearance, you'll be able take it all out of its case while it's still wired up. That way when you paint the case, the paint only goes on the case, not the contents!

The illustration, **Fig. 4**, shows the case of the QRP transceiver. The case is recycled from an experimental TV camera control box that nearly got thrown away!

Final Advice

My final short and simple advice is, don't let anything put you off! And don't make excuses, like "I haven't got a well equipped shack" (I

haven't either!).

My 'shack' is a steel cupboard and a bench, **Fig. 5**, in the garage. The steel cupboard houses the radios and is the operating 'nerve centre' shared with 'Number 2 son' (who was 2E1CQW and is now G7UUX, following the results of the May RAE!).

The bench is widely used for a great range of activities from mending the car and making household repairs. I also use it for 'pricking out' the bedding plants as well as building electronic devices.

So, there's no reason why you should not work off the kitchen table providing you protect it. Many *PW* and *Radcom* articles have been written on this subject.

My experiences in amateur radio gave me the opportunity to learn about electronics, have fun and through trying out loads of ideas. I gained enough experience, knowledge and confidence to get a job in the professional broadcast electronics industry and I still enjoy this wonderful hobby!

PW

Ten tips to keep the cost down

- 1 Build it, don't buy it.
- 2 Scavenge everything that might be useful one day.
- 3 Barter and swap what you can't scrounge.
- 4 Use local ingenuity copiously.
- 5 For every new part, use at least three recycled parts.
- 6 Look for a cheaper alternative.
- 7 Do I really need this project?
- 8 Plan things carefully.
- 9 Modify something you don't need or use.
- 10 Keep a folder of useful information, circuits, specifications etc. and try and use the ideas.



Fig. 5: Successful home-brewing does not need a huge workshop. Stephen Harding's home-brewing facility only occupies a small section of his garage.

Amateur Radio Communications Ltd

36 Bridge Street, Earlestown, Newton-le-Willows, Merseyside WA12 9BA

OPEN Tue-Sat
10am-5pm
FREE PARKING

Use your credit
card for same
day despatch

EVERYTHING FOR THE RADIO AMATEUR UNDER ONE ROOF!

We are 1 mile from
J23 M6 & 4.5 miles
off J9, M62

AKD BRITISH MADE TRANSCEIVERS AT AN AFFORDABLE PRICE

AKD-2001 2m 25.5W FM	£193
AKD 4001 4m 25/5W FM	£193
AKD 6001 4m 25/5W FM	£193
WA2 VHF/UHF Absorption Wavemeter	£32.95
HPF1 High Pass TV1 Filter	£8.50
PACKET UNITS AVAILABLE	
TINY 2	£139
KPC-9612	£275
KAM PLUS	£399
KPC-3	£149
PK-232MBX	£329

MFJ VERSALOAD
Dummy load in a can£39.95

DATONG

RFA Pre-amp	£193
FL2 filter	£275
AD-270 active indoor antenna	£399
AD-370 active outdoor antenna	£149
VLF very low frequency control	£329

KENT KEYS

Standard Morse Key	£51.50
KT-1 Morse Key & Steel Base	£62.50
Twin Paddle Morse Key	£65.50
Single Paddle Morse Key	£54.50
Morse Tutor	£57.00
Electronic Keyer	£59.50
Morse Practice Oscillator	£17.50

NEW!!

**THE KENT MORSE
TRAINER**
Priced at **£49.95**
Now in stock

MASTS

Extends to 36'6"	£49.50
Extends to 27'6"	£45.00
Extends to 17'6"	£34.00

Limited quantity Dualband
Antenna c/w magnetic mount
£26.95

THE LATEST FLAGSHIPS FROM ICOM & KENWOOD

IC-775DSP



Phone now for prices.

HF Engineering at its best

IC-706 NOW IN STOCK



- 100W on HF • 100W on 6m
- 10W on 2m • Gen cov.
- Rx 30Kz-200MHz

This is going to be the top seller of
1995! It is the best value for money rig
on the market.

Don't miss out, phone now for details.

**£1195 RRP Deposit £199
+ 12 months @ £83**

TS-870S



FREE FINANCE AVAILABLE.

SECONDHAND CORNER

YAESU FT-736R + 6m 1 mth old	£1599
TS-850SAT + FTV-107 boxed	£1600
IC-765 c/w SP-20	£1650
FT-707 + FM good cond	£350
IC-728 very good cond	£650
TS-140S + ATU/P300	£699
TenTec omniv + PSU vgc	£1400
IC-R72 mint condition	£699
AR-3000A as new	£699
NRD-525 as new	£899
TS-530 + FC-902/CW filter	£599
FT-901DE + SSB/CW/MIC	£TEL
TM-741E mint condition	£575
FT-290RI + MuTek	£275
C-528 + Microset R25	£TEL
ERA Microreader & Synoptic decoder	£175
TM-451E good condition	£TEL
2 x DJ-180 + access	£150 each
MVT-7100 + BK/BX	£275
KR-500	£95
R-1000	£275
FT-107S very good condition	£350
TS-680 + MC60/AT-250/SP-430/	£TEL
MB-430	£TEL
IC-24ET + extras	£230
IC-2SET + extras	£225

THE ABOVE IS ONLY PART OF OUR STOCKS,
PLEASE PHONE FOR DETAILS. E&OE



Tel: 01925 229881/Fax: 01925 229882



0% APR MADNESS

TAKE 12, 18 OR 24 MONTHS
INTEREST FREE

CHRISTMAS OFFER 1 MONTH ONLY

WRITTEN QUOTATIONS AVAILABLE ON REQUEST, WEEKLY PRICES ARE APPROXIMATE

AOR 3000A
500kHz-2036MHz SSB/CW AM/FM
data RRP £999.00 deposit £99 18 x £50
ONLY £11.54 A WEEK!

AOR 8000
with Opto Scout
RRP £898.95 deposit £90.15 24 x £33.70
ONLY £7.74 A WEEK!

HAND-HELD SCANNER 0% APR MADNESS

**TRIDENT
TR 2400**
RRP £369
100kHz-
2060MHz
AM/FM/SSB
Deposit £36.90
12 x £27.67
**ONLY £6.39
A WEEK!**

**TRIDENT
TR 1200**
RRP £299
0.5-1300MHz
AM/FM/WFM
Deposit £29.90
12 x £22.43
**ONLY
£5.17
A WEEK!**

**UNIDENUB
C250XLT**
RRP £299
68-1300MHz
Deposit
£29
12 x £22.50
**ONLY
£5.19
A WEEK!**

**YUPITERU
MVT 7000**
RRP £349.95
200kHz-
1300MHz
Deposit £37.95
12 x £26
**ONLY
£6.00
A WEEK!**

**YUPITERU
MVT 7100**
RRP £419.95
All mode
1kHz-1650MHz
Deposit £41.95
12 x £31.50
**ONLY
£7.27
A WEEK!**

**AOR
AR2700**
RRP £299
500kHz-
1300MHz
Deposit
£29
12 x £22.50
**ONLY £5.19
A WEEK!**

**AOR
AR8000**
RRP £449
All mode
500kHz-
2036MHz
Deposit £44
12 x £33.75
**ONLY £7.78
A WEEK!**

BASE SCANNER RECEIVERS: 0% APR

**ICOM
ICR7100 DC**
25MHz-2000MHz
RRP £1449
Deposit £153
24 x £54
ONLY £12.46 A WEEK!

MVT 8000
100kHz-1300MHz
RRP £469
Deposit £46
24 x £35.25
**ONLY
£8.13
A WEEK!**

PRO 2035
RRP £349.95
Deposit
£37.95
12 x £26
**ONLY
£6
A WEEK!**

PRO 2036
RRP £349.95
Deposit
£37.95
12 x £26
**ONLY
£6
A WEEK!**

SHORTWAVE - WORLDWIDE - DX RECEIVERS

**KENWOOD
R5000**
500kHz-30MHz
RRP £1059.95
Deposit £105
24 x £39.75
**ONLY £9.17
A WEEK!**

**LOWE
HF250**
30kHz-30MHz
RRP £799
Deposit £79
18 x £40
**ONLY £9.23
A WEEK!**

**LOWE
HF150**
30kHz-30MHz
RRP £419
Deposit £41
12 x £31.50
**ONLY £7.27
A WEEK!**

**ICOM
R72DC**
100kHz-30MHz
RRP £895
Deposit £89.50
18 x £44.75
**ONLY £10.32
A WEEK!**

**YAESU
FRG100**
500kHz-30MHz
RRP £599
Deposit £59.90
18 x £29.95
**ONLY £6.91
A WEEK!**

COASTAL COMMUNICATIONS

19 CAMBRIDGE RD, CLACTON-ON-SEA ESSEX CO15 3QJ

Monday-Saturday 9am-5pm Wednesday 9am-2pm

Tel: (01255) 474292 Fax: (01255) 476524

MEETING YOUR
DEMANDS



Pass The 'Black Country Screwdriver' Please!

Ben Nock G4BXD shares his experiences as a 'disabled' enthusiast working in many aspects of practical amateur radio.

Glad as I was to be asked to contribute a short article to the 'Workshop Special', with directing attention towards the 'disabled' (or whatever this week's 'politically' correct term is!) constructor, I had to stop and think. Just what is it about my disability that required special consideration? For (like most disabled folk I'm sure) the problem is that to us, we're the 'normal' people!

On leaving school I got interested in electronics. In fact, since the last year at school (too many years ago for my liking) I have been hitting things with the 'Black Country screwdriver'*, prising out valves and generally messing about ever since. In the beginning of course, it was mostly guess work..."lets try this", quickly followed by the inevitable shower of sparks and explosions.

**Editorial translation. Wolverhampton Library, who specialise in the local 'Black Country' dialect provided confirmation that this tool is in fact a (large) hammer! Editor.*

Servicing Course

Opting for a spell at Garrets Green Technical College on a Radio & TV Servicing Course, things started to get a little more organised. Now it was "ahh,

".....quickly followed by the inevitable shower of sparks and explosions!"

this is the faulty bit" (followed by the explosion)....", but there was that necessary air of confidence starting to form.

Practical experience is a great teacher. Books are fine, but a few light explosions tend to sharpen up your response times enormously.

Although I am regarded as a disabled person, some would say I was more able than most 'normal' folk. As I was born without complete arms and with a only a single finger on either side, I've always had difficulty with the simplest things, including gripping and lifting, and paying my way at pubs, etc!

If you only have little grip then getting out tight screws can be a real pain. And when coupled with limited 'reach', the

effects of those minor explosions were doubly worrying. But perseverance will always win out, or so I'm told.

Space Consideration

I suppose that space should be the first consideration. And this can bring its own problems.

The normal concept of a disabled person is that of someone confined to a wheelchair. This, of course, can give rise to difficulties in reach and lifting. Although a motorised chair would be great help to me, it would make carrying military stuff easier, and getting back from the pub a doddle!

Space, if you have it of course, should be used wisely. Remember that remarkably true saying that 'we expand to fill whatever space we have'!

Shelves are very handy. But make sure they will hold whatever you intend to put on them, brain damage is hard to repair.

If you are going to try your hand at construction it helps if you have a space that can be called your own. This is because there's nothing more off-putting to the new constructor that to have to keep putting away their tools just so as the inconsiderate family can have its dinner on the dining room table.

You should create your workspace at the right height, the right depth and make sure it can carry the weight expected. The joy of constructing can be hampered by feeling tired due to working on the wrong height of surface.

You have to be 'in the mood' all the time and the right working environment will greatly help. Correct use of lighting is essential. As well as the room light, I use one of those adjustable angled lamps that can be positioned just where wanted. It's a great help in small jobs.

The Tool Rack

Easily the most important bit to any workshop, be it for the able or 'disabled' constructor, is the tool rack. There's an old saying that 'any job is easy with the right tool' ...and I fully agree!

I've been to other shacks where the occupant is attempting open heart surgery on a set with nothing more than a pocket screwdriver and an old ball pen case. It just won't do you know!

With the present popularity of local 'car boot' sales, there's no need to worry about



Ben Nock G4BXD hard at work on his workbench. The 'third hand' being provided by the portable vice on the bench. Note the rubber bands on the hand-tools, to provide necessary grip (see text).

the cost of tools. Although it's very nice to have brand new shinning tools, all hanging on pegboard, labelled and clean, in reality it's different.

Most of us have a tatty old tool bag or box if we're lucky. But, given a few trips to the boot sales, we should be able to amass a fairly well equipped armoury for little outlay.

Clamp Aid

Small portable vices, of the type that either clamp to the edge of the work surface or even sit on top of it on a wide base, have been an invaluable aid for me. These portable vices are very useful in holding the various bits of plugs and sockets that seem to take three hands to fabricate at the best of times.


Any job that requires a couple of components to be soldered together, requiring two hands for the components, a hand for the soldering iron and a hand for the solder itself is made all that easier with the help of a vice.

And it's a fact that you can never have too many screwdrivers. Invariably the most stubborn screw will have a different head to the two drivers you already have.

Another useful tool is the electric screwdriver. These can also be found at boot sales, both of mine were obtained this way and cost only £2 each complete with the charger!

Useful Idea

Continuing on with tools, another useful idea is to magnetise the screwdrivers. This can be done by simply drawing them



Annotated photograph showing Ben's workshop Equipment Index: (A) 'scope 20MHz or better; (B) signal generator 1-220MHz a.m./f.m.; (C) spectrum analyser 0-1GHz; (D) 2-30V p.s.u./A; (E) 13.8V 4A p.s.u.; (F) frequency counter 600MHz; (G) power meter using v.h.f./u.h.f.; (H) a.f. signal generator; (I) f.e.t. multimeter. (see text for recommendations on equipment.)

across the back of a large speaker magnet several times.

A magnetised screwdriver is most useful if a screw drops into an enclosed space. Of course, this trick will not work with brass screws, but, a little candle wax on the end of the screwdriver will also generally help out in this case.

Really good pliers and cutters are the other most useful tools. The cutters of course should be kept sharp, as this factor makes it a lot easier to cut the wires!

Using cutters for trying to snip screws and bolts, etc., will not only ruin and blunt the cutter but make it useless later on for small wire jobs. If you stick to using the right tool for the job then life afterwards is made easier.

Even simple pliers are most useful, along with the vice, for holding things. An elastic band around the handles will make them into a pair of grips and can be used to hold components in place while you hold the other one, the solder and the iron.

You should also obtain (at least) a pair of pointed nose and a pair of wide flat nosed pliers. And it's also a good idea to ensure that the handles have a good gripping surface.

Handle Sleeving

If the handles on your tools are of bare metal, then some heatshrink sleeving (possibly several layers) is a good idea. This will really help you grip them.

Personally, I find a good selection of spanners, small ones from 8 to 4BA plus a similar range in imperial measurement, are

invaluable. That might sound strange...but to 'able handed', holding a nut with pliers while tightening or otherwise is easy, however, for those of limited grip holding a small spanner onto the job is a lot simpler.

A small adjustable spanner is most useful as are a few in more usual larger sizes, 3/8in, 1/2in, etc. And although proper box spanners seem quite expensive, a small socket set (from car accessory shops) or 'car boot' sales, can be most useful in many instances.

Test Equipment

Test equipment is of course one area where a little expense will be incurred. It has to be said though, that a small outlay in the test equipment department will make many tasks much easier later on.

In my opinion, probably the sort of items that would be useful include a signal generator, and an obvious choice, a test meter (analogue or digital). I would also include frequency counter, a power meter, dummy load, a valve and transistor tester and a good power supply.

I have obtained, over the years, a good selection of test gear but for those starting out there are easier options. Take a general coverage receiver for instance...they can be very useful.

Assuming a 500kHz to 30MHz coverage and a modern receiver, you not only have a frequency measuring facilities, you also have a wavemeter and a signal generator. Assuming the set has a 455kHz i.f. then the local oscillator is most likely

on 955kHz to 30.455MHz...a feature we can use to advantage.

Nearly all receiver oscillators can be heard outside the set and be used as a signal source. Of course the stability and drift are dependent upon the quality of the receiver, but, in place of nothing better, it's an easy option.

Scanners also make ideal frequency counters. If you are trying to tune up a piece of surplus p.m.r. gear onto 144MHz for instance, a scanner can be used to listen for the correct harmonics of the multiplier chain.

Power Supplies

Bench power supply units (p.s.u.s) can be the first construction project. There's little point in spending

loads of money when some of the test equipment can be easily home built.

There are many circuits for p.s.u.s, but obviously take care with the mains side of things. But if you approach the task of building a p.s.u., then simply read up on the subject first before proceeding with straightforward common sense.

Either a variable supply, say 5 to 30V at about 2A is quite a useful supply. A p.s.u. with several fixed voltages, say 5/12/24V at about 2A, will also be handy.

Many more mobile sets are around these days, so a 13.8V supply capable of anything from 10 to 30A would also be a good thing to build. A 13.8V 25A p.s.u. is quite easy to construct, and there are many circuits in books such the ARRL and RSGB manuals will show you how.

Signal Generators

I've looked briefly at simple signal generator sources (using the shack receiver), and audio generators are again quite easy to build. There are several one 'chip' circuits that provide sine, square and triangular waveforms which run on batteries and end up as quite small units.

However, radio frequency (r.f.) signal generators are a different kettle of fish, and chips. Don't forget, that if you are going to use a generator to align sets, then the generator itself needs to be stable and accurate.

Low frequency generators are perhaps not too hard to get going. But once you get over a few MegaHertz then stability and accuracy can be hard to achieve.

It might be wise to start with building an audio and i.f. frequency generator and rely on a bought-in signal generator for h.f., v.h.f. and u.h.f. work. To this end, many of the older Marconi generators (and other types) can be quite cheaply purchased at rallies and shows and will serve the amateur constructor quite well.

Tips And Ideas

Time for more tips and ideas now. **Simon G0THS**, has passed on an interesting idea for those of limited grip.

Simon says "I am disabled due to an accident six years ago that left me just the use of my right arm. I still do the same work on radios, etc., that I used to do before the accident but I kept coming up with the same old problem of keeping things still as I worked on them.

"I tried all sorts of things to get around this problem but I was not very happy with them. So, after scratching my head a little, I thought of using something that was very cheap and readily available in most shops".

"Yes, you guessed it, I thought of the 'Blu Tack' pliable sticky material and by 'eck does it save a lot of messing around! I just get a few small blobs of Blu Tack and put them on the bench, it holds small radios in place as you work on them, p.c.b.s and even microphone plugs.

"However, 'Blu Tack' does have one little problem. It gets very sticky and soft if it gets hot. Despite this it's still easier than using a vice, small 'G' clamp and those little 'helping hands' things that you still need two hands for! (one to hold the job in place and one to tighten the gadget, etc.)".

With regard to the vices (the 'helping hands') mentioned by Simon, in my particular situation, I find the small clamp on vice most helpful. But obviously, if you have the problem of holding one thing while tightening up just such a vice clamp, then Simon's idea might suit you better.

Rubber Mat

While on the subject of holding things, I would suggest you get yourself a good rubber mat to work on. A mat will hold things still, stop the odd scratch on the table top and, if the right sort is found, can provide an anti-static protection if you're working on CMOS devices.

The type I have on my work bench is smooth on one side and ribbed on the other. The side I use depends upon how much grip I want. The ribbed side holds screws better and stops them rolling off the bench.

I'm hesitating mentioning holding things in your mouth because I don't recommend it. I have suffered with ruining my teeth, wearing them down prematurely, by stripping wire and holding screwdrivers.

When ever possible I would recommend that you try and find another

way of coping rather than to wear away at your teeth, I am sure all the dentist amateurs reading this will agree. I have recently had a pair of gum shields made at my dentist, in an attempt to slow down tooth wear, perhaps worth thinking about in other cases.

Editorial comment: Having also badly damaged my teeth by using them as wire strippers/grippers and pliers over many years, I fully agree with Ben. It's all too easy for 'digitally disadvantaged' radio enthusiasts to fall into this habit. Avoid it at all costs and let the Dentist earn the (around £160 per tooth) 'crowning' fees from elsewhere! **G3XFD**.

Aids & Gadgets

These days there are many aids and gadgets around than were available a few years ago. I have already mentioned the electric screwdriver. You can even get screwdriver bits for a normal drill, and if you're using a modern electronically controlled drill you have full control over the speed and other facilities.

For example, there's a small unit,

"..... there's nothing more off-putting to the new constructor that to have to keep putting away their tools just so as the inconsiderate family can have its dinner on the dining room table."

usually seen at markets, etc., which resembles a drill chuck. Into this chuck you can insert different screwdriver tips.


The chuck fits into a normal drill but it has an in-built clutch facility so that over tightening is not a problem. With the small, speed controlled, cordless drills available today, you should not have to ruin your teeth on tight screws!

Patch Leads

I also find that I can never have too many 'patch leads made up. I've found the very flexible connecting wire, multi-stranded, fitted with crocodile clips on both ends especially helpful.

In my workshop I have a large selection of red and black ones made up and I find them most useful when constructing. With the 'croc' clips on the end I can clip together several wires that otherwise I could not hold together while I did something else.

Fitting some leads with 'croc' clips on one end and a 4mm banana plug on the other is most useful when using the test meter. The 'croc' clipped end can be attached to point of measurement leaving the hands free to carry out adjustments, etc.



Photograph illustrating the way which Ben G4BXD uses pliers and a portable vice to advantage (see text).

A Great Joy

I must say that I find constructing a great joy. It's a great part of the hobby for me and I'm sure a lot more of you could have a go, and enjoy it....if you can follow a few simple guidelines.

Firstly, get some space, you need to be able to lay things out and leave them in place when going to bed (that's if you have to sleep of course!).

Next, get some tools. Every job is much easier with the right tool. Removing crosshead screws out with a flat-bladed driver is **not** the right tool for the job.

Then you should get some test gear. If you have a bit of test gear, and using it enables you to construct or repair something, you feel a lot happier. A happy feeling promotes an increased interest in the hobby.

Uphill Struggle

For those of you classed as 'disabled', you don't need me to tell you what an uphill struggle life usually entails, let alone messing with a few bits of wire! But I would say, that given a little thought, many obstacles can be overcome and the rewards for home construction are pride and satisfaction with a job well done.

You may start with pre-packaged prepared kits. And even if the p.c.b. is already done for you, with the components sorted and fixed, the box already drilled and labelled, so what? Have a go, I am sure you will enjoy home-brewing. As I've already said... 'More power to the Black Country Screwdriver brigade'!

PW



Does someone else read **your** copy of *Practical Wireless* every month?

Then why not surprise them and buy them a PW GIFT SUBSCRIPTION?

Give your loved-one, your best friend or a fellow radio enthusiast a subscription to their favourite magazine this Christmas.

Order a subscription to *Practical Wireless* now and we'll send a Christmas card telling them that their present from you will be their own personal copy of *Practical Wireless* delivered by the postman every month next year. They'll also receive a **FREE PW Binder** to keep all their copies in for the coming year.

Fill in the form on this page and send it to: **PW Christmas Subscription Offer, FREEPOST, PW Publishing Ltd., Arrowsmith Court, Station Approach, Broadstone, Dorset BH18 8PW.**

All UK orders received by December 8 will be dispatched in time for Christmas. But, remember, overseas orders take longer to reach their destination.

Please send a one year subscription to *Practical Wireless*, starting with the January 1996 issue.

RECIPIENT'S NAME & ADDRESS

Name:

Address:

.....

Postcode:

NAME, ADDRESS and PAYMENT DETAILS OF PERSON GIVING GIFT

Name:

Address:

.....

Postcode:

I enclose cheque/PO (payable to PW Publishing Ltd.) £/\$

Charge to my Access/Visa card the amount of £/\$

Card No:

Valid from to

Signature Date



**To: PW Publishing Ltd.,
FREEPOST, Arrowsmith Court,
Station Approach, Broadstone,
Dorset BH18 8PW. Credit Card
Orders taken on (01202) 659930.**

**PRACTICAL WIRELESS 1 YEAR
SUBSCRIPTION RATES**

- ☐ £22 (UK)
- ☐ £25 (Europe)
- ☐ £27 (Rest of World)
- ☐ \$45 (USA) \$ cheques only

If you do not want to cut your copy of *PW*, a photocopy of this form is acceptable accompanied by the corner flash from this page.

Valve & Vintage

Once again it's Phil Cadman G4JCP's turn to look after the PW 'wireless shop'. This month Phil suggests ideas on reproducing 'valved' audio effects, takes a look at an elderly Cossor receiver and recommends some interesting books for Christmas.

Firstly, let me thank those of you who wrote in response to my first column. I do reply to all letters although it may take me a couple of weeks to do so!

During the weekend of August 29 and 30th the BBC celebrated the 50th anniversary of the founding of the Light Programme. Over the weekend many archive recordings were rebroadcast on the Light Programme's successor channel, Radio 2.

I'm sure many people, myself included, wished to enter the spirit of the occasion by listening on vintage radios. But we were thwarted by the fact that Radio 2 is only broadcast on Band II v.h.f.

It's was ironic because this month I had promised to tell you how to give radios without v.h.f. capability a new lease of life. And there are also those sets which are too fragile for daily use yet are much more pleasant to listen to than modern radios.

Valve Sound

'Valve sound' in the context of vintage radios is a misnomer. The warm, mellow sound associated with old sets is more a product of the acoustic properties of the loudspeaker and cabinet than anything to do with 'valve sound'.

So, why not drive the older set's loudspeaker with a modern transistor radio? This **can be** done but the results are likely to be disappointing.

Furthermore, you could damage the transistor radio's output stage. The

loudspeakers found in almost all old radio sets have an impedance of just 3Ω . These will draw excessive current from a transistor output stage designed for 8Ω or more.

It's much better and safer to use an external amplifier between the transistor radio and the set's loudspeaker.

The diagram, **Fig. 1**, shows where to break the existing connection between the set's loudspeaker and the output transformer. Notice that one side of the transformer secondary is usually connected to chassis.

Connect the amplifier's negative or common output to this point. Take the positive or live output to the isolated side of the loudspeaker.

You may be lucky, the set's internal loudspeaker could be connected via a plug and socket arrangement making the whole operation easy. If not, cut or unsolder the wire at a point which will cause least disturbance to the set.

Take care if you unsolder the wire at the loudspeaker tag, and use the minimum amount of heat necessary. The flexible wires leading from the connections to the voice coil assembly can easily come adrift if a tag gets too hot.

External Amplifier

The external amplifier should be mains powered and have an output power of at least 10W into an 8Ω load. And I'm pleased to say that several suppliers sell suitable amplifier kits. For example, Maplin's 15W amplifier kit (LT23A) with its matching

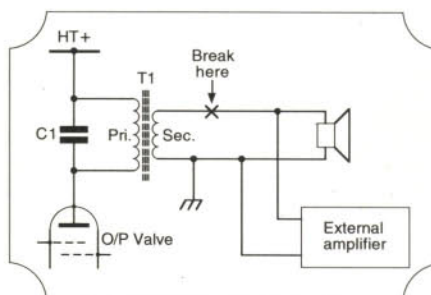


Fig. 1: Connecting an external amplifier to utilise the cabinet and loudspeaker combination of the

power supply unit kit (LT24B) should be ideal.

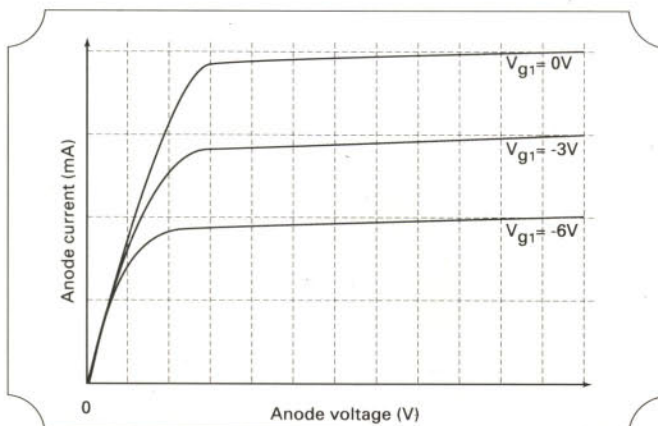
Take the feed to the amplifier from the headphone output of the radio. Put a resistor of about 220Ω (1/8thW, or more) across the headphone output.

The actual value is not at all critical. It simply provides a sensible load for the radio's output stage.

If the radio has a stereo jack socket, then use two 220Ω resistors. Wire one from ring to sleeve and the other from tip to sleeve.

Then put another two 220Ω resistors (wired in series) from ring to tip. Take the audio from the junction of these two resistors. This gives a crude (but effective!) stereo-to-mono

Fig. 2: Anode characteristics of a pentode (see text).



mixer.

Next, wire a resistor of between 4 and 16Ω between the positive output of the amplifier and the set's loudspeaker. The resistor should be a wirewound type (connecting carbon types in parallel is acceptable) of 7W or more.

There is no 'correct' value. Just experiment until you get the sound you want.

Why The Resistor?

Why use the resistor? It's simple really, the series resistor mimics the high output impedance of the traditional pentode output stage when operated without feedback.

By looking at **Fig. 2**, you'll see that the anode current of a pentode is almost independent of anode voltage. Basically, this happens because a pentode tries to push the same **current** through a load whatever its impedance. Pentodes are said, therefore, to have a **high output impedance**.

The diagram, **Fig. 3**, shows

the large variation of impedance with frequency exhibited by a typical loudspeaker. The large peak at 60Hz marks the bass resonant frequency of the loudspeaker. Above 1kHz the inductance of the voice coil begins to dominate producing a gradual rise in impedance.

Since voltage equals current times impedance, a constant current drive to a loudspeaker will produce a voltage curve similar in shape to the impedance curve. At lower frequencies, (let's say below 1kHz), audio output will also follow this curve. However, this ceases to be true at higher frequencies.

The natural roll-off of the loudspeaker and the capacitor (C1) across the transformer primary will produce a progressive fall in high frequency output. In addition, the radio's cabinet will add its own 'colourations' to the audio reproduction.

The resulting sound may not be 'high fidelity' but many people find it considerably more pleasing than the sound produced by transistor radios!

Finally, one important point, don't be tempted to leave the output transformer in circuit. At the very least the sound quality will be adversely affected.

Melody Maker

Now it's time to look at an old 'favourite', my Cossor 'Melody Maker', model 500AC which is actually working. And to be honest, there was very little wrong with this set apart from a thick layer of dust and some very 'tired' valves.

The 500AC is a typical five-valve mains-only superhet covering the long, medium and short wavebands. All valves are Loctal types, namely: **7S7** (frequency changer), **7B7** (i.f. amplifier), **7C6** (detector and a.f. amplifier), **7C5** (a.f. output), **7Y4** (full-wave rectifier).

After I'd cleaned and checked the chassis I switched on. After warming-up the set produced a few weak stations. Very good, I thought, but why the low sensitivity?

Remember, a lot of old radios do not have built-in aerials. If you cannot spot a ferrite rod aerial or loop aerial then connect few feet of wire to the aerial terminal at the rear of the set. In some cases an earth may help too (but not with an a.c./d.c. type of receiver).

I found the circuit of the Cossor 500AC in the first volume of my *Radio and Television Servicing* six-volume set of books. Base connections for the valves were

given, and printed nearby were all the important electrode voltages.

None of the voltages I measured agreed with the published values. And, contrary to what you may expect, most measured **high**. All the valves were drawing less current than they should and so were probably low emission.

Low Emission

Low emission also means low gain and this was confirmed by a lack of strong stations when I tuned across the medium waveband. Worse still, the stations I expected at the low frequency end of the dial were simply not there.

The absence of stations at one end of a waveband is almost certainly due to the local oscillator valve not having enough gain. (This is assuming there's no mechanical reason as to why the oscillator should stop oscillating).

For instance, at the l.f. end of each band the vanes of the tuning capacitor are fully enmeshed. Touching (short-circuiting) vanes **can** produce the same lack of stations as a worn-out valve but without the general lack of sensitivity. Listen for any tell-tale crackles which can indicate touching vanes.

Only a new set of valves will restore the Cossor to anything like full performance. Unfortunately, the Loctal valves it uses are rather rare nowadays and new old-stock examples are expensive. I think it's time to add a set of second-hand valves to my wanted list!

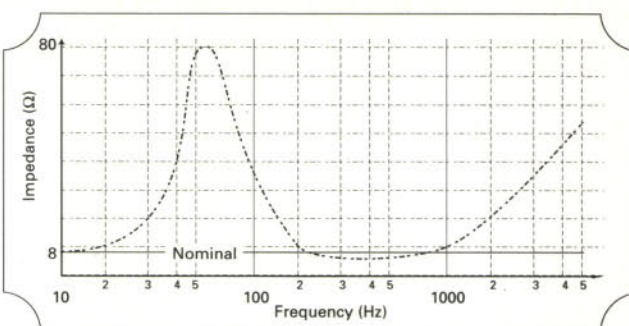
Books for Christmas

Now for some ideas for books for Christmas presents. On page 55 of the August issue of *PW* there were details of some useful valve data books now stocked by the *PW* Book Service.

Two of the books, originally published (in 1959) by The Radio Corporation of America, are the *RCA Receiving Tube Manual* and the *RCA Transmitting Tubes manual*. Both manuals are comprehensive; each entry gives details of the base connections, heater voltage and current and usually the valve's maximum ratings.

Many entries give information on actual operating conditions and the most popular valve types have some characteristic curves reproduced. Second-hand RCA valve manuals are quite rare in this country and so these

Fig. 3: Loudspeaker characteristic curve.



reprints are particularly welcome.

Next comes *Essential Characteristics (Tubes and Transistors)* originally published by the American company General Electric. This more recent book lists many valves of American origin not made by RCA and therefore are not listed in the RCA manuals mentioned above.

Finally there is the *Electron Tube Locator*. This is a new book more suited to the valve collector and historian rather than the valve constructor.

My Favourites

I think both the RCA manuals are excellent and are much more than simple data books. Here are some other books which number among my personal favourites.

Radio! Radio! (second edition) by Jonathan Hill (Sunrise Press, ISBN 0 9511448 20). This is a very readable book about the development of the domestic radio set from its beginnings through to the arrival of the transistor radio. It boasts nearly 1,000 photographs of domestic radios, loudspeakers and valves.

Next is *70 Years of Radio Tubes and Valves* by John W. Stokes (The Vestal Press Ltd, ISBN 0-911572-27-9). The title tells it all. It's simply essential for valve aficionados.

The *History of the British Radio Valve to 1940* by Keith R. Thrower (MMA International Ltd, ISBN 0 9520684 0 0), is in a similar vein but restricts itself to UK valve development.

Finally, covering the history of radio and TV manufacture in this country, there is the excellent book *The Setmakers* by Keith Geddes and Gordon Bussey. It is

published by BREMA, the British Radio & Electronic Equipment Manufacturers' Association. (ISBN 0 9517042 0 6)

And don't forget the Babani reprints I mentioned last time!

Valve Holders

Most, if not all, valve suppliers can supply valve holders. However, they may not be able to supply valve holders for all the valves they sell.

Valve holders for common bases such as B9A, B7G and Octal are all readily available. Those for Mazda Octal, and the old American and British four, five and seven pin bases are much harder to find.

It's best to always use new valve holders wherever possible. So do try to salvage any uncommon valve holders you may come across.

The choice of insulating material **should** be dictated by the application. For example you should preferably use PTFE for low noise audio amplifiers and for v.h.f./u.h.f. applications. Power output valves should have ceramic holders unless they are octal based when the common thermoplastic types will usually work fine.

Closing Time

It's closing time! So, until it's my turn 'in the shop' again I'll say cheerio and wish you all a very Merry Christmas and a prosperous New Year. Please keep your letters and E-mails coming. You can send your letters to me either via the *PW* offices, via E-mail to phil@oldpark.demon.co.uk or direct to me at: **21 Scotts Green Close, Scotts Green, Dudley, West Midlands DY1 2DX**.

Late News: National Vintage Communications Fair

There's good news for fans of the National Vintage Communications Fair. In response to demand from both traders and visitors alike, organiser **Jonathan Hill** has agreed to stage a Christmas Special. It will be held on Sunday, December 3, at the National Exhibition Centre, Birmingham. For further details, telephone Jonathan on **(01398) 331532**.

EQUIPMENT

SPECIFICATIONS

This month Ian Poole G3YWX takes a look at the mysteries behind spurious transmitter signals.

There are a number of parameters which look at different aspects of the output from a transmitter. Last month I took a look at power output and the ways it can be expressed.

However, this is not the only important specification. The 'cleanliness' of the output is also very important.

It's no use having a very high power transmitter if it radiates a lot of 'large signals' on other frequencies. These spurious signals can cause interference to other radio users and in the worst case they may even jam vital services.

However, the most usual cause of radiating high levels of unwanted signals is that interference is caused to the neighbours' televisions and radios. This can be very annoying for them especially if your operating coincides with their favourite programme!

Unwanted Signals

Unwanted signals arise in a number of ways. One way they arise is from the harmonics which are present on any signal.

Harmonics are generated when a signal is passed through an amplifier or mixer. These circuits will all have some non-linearity (in fact for a mixer it's an absolute necessity), and this will result in some harmonics being generated. Obviously the more linear the circuit the lower the levels of the unwanted signals.

Another type of unwanted signal arises when signals are passed through mixers. Here sum and difference frequencies will be generated, only one of which will be required.

In fact a number of signals will be present on the output of the mixer, including the two original signals. All the unwanted signals must be removed by very 'careful filtering' otherwise the

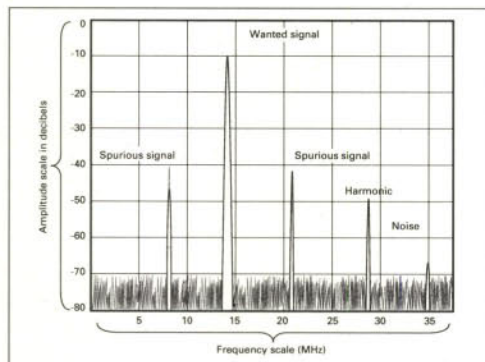


Fig. 1: A typical spectrum analyser plot.

transmitter output will contain many unwanted signals.

Ideally it would be nice to ensure that no power was radiated on other frequencies. Unfortunately this is not possible.

Filters are therefore used at various stages in the equipment to ensure that any unwanted signals are reduced in level.

Perfect Filter

Unfortunately it's not possible to produce the perfect filter and this means that small levels of unwanted signals will always be present. They however, must be reduced to a level where they will not cause any harm.

To see the levels and frequencies of unwanted signals an instrument called a spectrum analyzer is used. Spectrum analysers are normally quite expensive, but they are an essential tool for the radio frequency designer.

In many respects analysers are similar to an oscilloscope having a cathode ray tube (c.r.t.) display. However, instead of showing the amplitude of the waveform against time, they show amplitude against frequency.

Normally the amplitude axis is logarithmic and calibrated in decibels. A typical plot from a spectrum analyzer might look like the one shown in **Fig. 1**.

In the **Fig. 1** example it can be seen that the main signal falls at a level of -10dB, and the next strongest signal is at -41dB. This means that the second signal is 31dB below the main one.

When stating the level of a spurious signal the levels are not normally given in absolute levels, i.e. a given number of watts or milliwatts. The more usual way is to relate them to the level of the wanted signal.

In other words a spurious signal will be said to be a certain number of decibels below the carrier. Sometimes this will be referred to as a certain number dBc.

In the previous example the figure could have been given as -31dBc. The more negative the number is the smaller the spurious signal level. In other words a spurious signal level of -40dBc is better or lower in level than one of -31dBc.

The method is easy to use because it's easy to see the difference between the main signal and the spurious signal on a spectrum analyser. Measuring absolute levels is not normally quite so easy or accurate on an analyser.

Ideal Levels

The ideal level for spurious signals would be zero, however, this is obviously impossible. Normally transmitters are specified as having all spurious signals at a level which is at least 40dB below the carrier or -40dBc.

Often the specification is left rather vague because the levels of harmonics and other spurious signals will vary according to the band or frequency in use. Typically the levels of harmonics may be at levels of -50dBc or even as much as -60dBc.

In cases where interference is being experienced it may be necessary to add a low pass filter to an h.f. rig, or a band-pass filter to a v.h.f. rig. In this way any out-of-band signals will be reduced even further as shown in **Fig. 2**.

That's all for this time, next month I'll be taking a look at transmitter intermodulation products. Don't forget you can write to me via the PW Editorial offices with your queries.

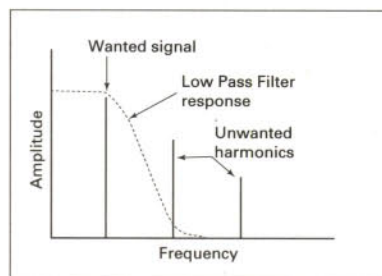


Fig. 2a: Action of a low pass filter in removing spurious signals.

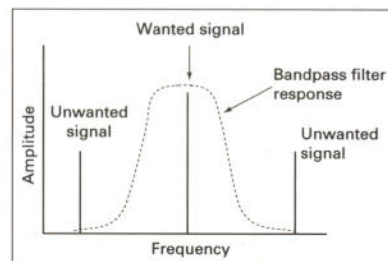


Fig. 2b: Action of a band-pass filter in removing spurious signals, the unwanted signals are rejected.

END

READ BARCODES FOR £29.50

HEWLETT PACKARD HP71B

As easy to use as a calculator but as powerful as a computer.



BARCODE READER
Smart wand
- Automatically recognises
and decodes all major
bar-code standards.

Special offer!
Buy 2 kits for
£59.00

- A powerful set of basic functions, statements, and operators - over 230 in all - many larger computers don't have a set of basic instructions this complete.
- Advanced statistics functions enabling computations on up to 15 independent variables.
- Recursive subprograms and user defined functions.
- An advanced internal file system for storing programs and data - the HP71 has continuous memory - when you turn the computer off it retains programs and data.
- A keyboard that can be easily customised for your specific application.
- HP-1L Interface pre-installed to create a system that can print, plot, store, retrieve and display information. Control or read instruments or speak to other computers, 5000 bytes/sec. Built in ROM includes 46 separate commands. Interface to HP-1L, HP-1B, RS232C, GPIO or series 80. Includes connection cables. These are second user

systems ex DHSS are fully tested and working but have no programming.
(THAT IS UP TO YOU)

HP71B.....	£29.95
Bar-code reader.....	£12.95
AC Power supply.....	£4.95
(works from batteries normally)	
Keyboard overlay.....	£1.00
(Limited quantities)	
Unknown program memory module.....	£3.00
(Limited quantities)	
Complete kit of HP71B, Bar-code reader and power supply.....	£39.50

(Prices include VAT - delivery next day £3.00 for UK)
(Currently selling in USA for > \$500)

INTERCONNECTIONS LTD
Unit 51, InShops, Wellington Centre,
Aldershot, Hants GU11 5DB
Tel: (01252) 341900 Fax: (01293) 822786

VERULAM RALLY 95

Sunday 3rd December
10am to 4pm

WATFORD LEISURE CENTRE

Horseshoe Lane, Garston, Watford
5mins M1 junction 6, M25 junction 21A
off junction A405/412

Food and Bar

Trade Stands and Bring & Buy

Admission £1.50

(concessions £1.00 - Children under 14 free)

Talk-in S22

INFORMATION 01923 222284

AKD

Unit 5
Parsons Green Estate
Boulton Road
Stevenage
Herts SG1 4QG



THE FILTER SPECIALISTS



MAIL ORDER DEPT.

Stock Items Normally
Despatched within 48 hours,
21 days latest.

TEL. 01438 351710

TV INTERFERENCE PROBLEMS??!

Are you having trouble receiving a watchable picture on your T.V.? If so, the cause may be aerialborne interference. For many years AKD has manufactured a low cost range of in-line interference suppression filters that are easily inserted into the aerial system to help reduce the effects of interference from local taxi radio, CB, amateur radio, airport radar, etc. Each filter is terminated in standard aerial co-ax plug and socket and requires no external power. Fitting could not be more simple. No technical knowledge is needed. There are 13 standard stocked filters in our range, but individual filters can be tuned to reject interference at specific frequencies if required. If you are not sure which filter type to order or have any questions regarding interference phone our helpline on 0438 351710 and ask for John who will be pleased to assist you in making the best choice of filter.

THE FILTER RANGE IS AS FOLLOWS:

FILTER TYPE RBF1

A range of filters designed to eliminate Radar Blip, especially noticeable on video recorders. Stocked on channel 36 and 846MHz (RAF Boulmer interference) can be tuned at our factory from 420MHz to 890MHz.

£8.50 + 50p p&p

FILTER TYPE TNF2 (Suitable for UHF TV only)

A range of Tuned Notch filters stocked on generally useful frequencies used by Amateur Radio operators, CB users, Private Taxi companies. Can also be factory tuned to reject any spot frequency up to 300MHz. Now stocked at 50 & 70 MHz.

£9.85 + 50p p&p

FILTER TYPE HPF1

Used in weaker reception areas for general interference problems. Use with UHF TV, Video & Pre-Amps.

£8.50 + 50p p&p

FILTER TYPE HPF5

Used in strong signal area for severe interference on UHF only.

£9.25 + 50p p&p

FILTER TYPE BB1

A general purpose filter that can be used on its own or together with other filters in our range for severe interference problems. Ideal at the input of VCR and Pre-Amps.


£8.50 + 50p p&p

WA1 WAVEMETER £29.96 + £1 p+p



Our Wave Absorption meter for 2 Mtr transmitters meets licensing requirements range 120MHz to 450MHz, very sensitive, can also be used as field strength meter within its range. Requires PP3 type battery (not supplied).

HFC1 CONVERTER £49.95 + 75p p+p

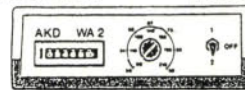


For the FRG 9600/965 our new HF Converter, connects to the aerial socket, and powered direct from the 8 Volt o/p of the FRG 9600.

Tune from 100, 1MHz to 160MHz, gives tuning range of 100kHz to 60MHz, uses double balanced mixer, with low pass filter on input.

★ Can be supplied with BNC termination for other scanners ★

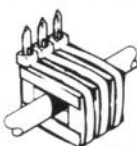
WA2 WAVEMETER £29.96 + £1 p+p



Our Wave absorption meter for the 50 & 70MHz Bands. Meets licensing requirements. Can also be used as field strength meter within its range. Requires PP3 battery (not supplied).

Unifilter 'CLAMP-ON' RADIO-FREQUENCY CHOKE

PHONE OR SAE FOR PRODUCT SPECIFICATION & APPLICATION NOTES



Allows leads to be toroidally protected without the need to cut or remove plugs or connectors. Ideally suited for moulded plugs, leads, ribbon and large diameter cables. Can easily be fitted and stacked in multiples to increase rejection. 'UNIFILTER' works by suppressing the interference currents that flow along the outside of cables without affecting the signals or power flowing inside. This means that you don't need to worry about upsetting normal operation or invalidating guarantees. Suitable for both reducing the emission of, or rejecting the effect of, 'common mode' interference as experienced on computer, hi-fi & speaker leads, as well as the normal mains & aerial cables.



UF 4 KIT (SUITABLE FOR SMALLER INSTALLATIONS) £12.20 + 50p p+p

UF 8 KIT (FOR MULTI INSTALLATIONS) £24.25 + 75p p+p

ALL PRODUCTS ARE AVAILABLE FROM US DIRECT
MAIL ORDER OR WHY NOT MAKE USE OF OUR ACCESS
& VISA FACILITIES TO ENSURE MINIMUM DELAY

ALL AKD PRODUCTS CARRY THE USUAL AKD 2
YEAR GUARANTEE. PRICES QUOTED ARE
CORRECT AT TIME OF GOING TO PRESS AND
INCLUDE VAT, POSTAGE & PACKING

TRADE ENQUIRIES WELCOME
TRADE ORDERS CAN NOW BE PLACED BY
FAX ON 0438 357591

Props: RT & VEL Wagstaffe. Technical Adviser: John Armstrong

VHF REPORT

This month David Butler G4ASR takes a look at recent events on the 50MHz band and explains how a simple call sign can provide a lot of geographical information!

The first Sp-E opening recorded this summer on the 50MHz band was on 25 April. After a faltering start the season really got going and from mid-May there were almost daily openings lasting well into August.

In addition to the transatlantic openings to North America and the Caribbean (which I've already reported on) there were openings to Africa and Asia. And of course there was activity from the rarer parts of Europe also.

An area of Africa that isn't heard much is Western Sahara. But at the end of May Tim KCOPA became QRV on the 50MHz band (and h.f.) for a period of ten weeks.

Originally Tim used the call sign S0/KCOPA but was advised by the ARRL DXCC Desk that they would have great difficulty in approving his operation with the S0 call. However, they advised that if he obtained permission from the UN commander and used the call sign 4U/KCOPA his operation would be approved.

Advice Followed

The ARRL advice was duly followed and by the end of June Tim had worked over 25 countries on the 50MHz band. He was using an Icom IC-551D running 80W into a 3-element Yagi from locator IL46. (Any QSL cards go via Tim's manager VE9RHS).

Surprisingly, a number of other stations, S0RASD, S01MZ and S07URE also appeared on the band during the summer. The good news is that the club station S0RASD (IL56) now has a resident operator so it will be QRV all year round. (QSL cards for this station go via EA2JG and those for S07URE go via the Spanish Society EA4URE).

Another African 50MHz operator, Eric 5T5JC has been active from Mauritania (IL30) for the last two years but went QRT in August. Fortunately he has passed his equipment on to 5T5BN (IK28) so look out for this new station next summer.

Other African stations to appear this year in UK log books have included CN2JA, CN8NS, CT3FT, D44BC and . Others included EH8ACW, EH8BPX, EH9IB, EH9IE, EH9RY and 5T6E.

Activity From Asia

Activity from Asia was very low this summer. And apart from occasional openings to 4K, 4X and 5B4 there was very little else in the way of DX.

However, for those prepared to dig them out there were a number of rare European stations worth catching. Among these were C31HK, HV3SJ, HV4NAC, OH0JFB, T70A, T72EB/A, T93M, Z32BU and 4U0ITU.

A number of stations from eastern Europe were also active including US2YW/P, UT5AO, UT6X, UT8AL, UU8JJ, UX0FF, UX1MF and UY5ZZ. It's not known if all had permits for 50MHz however!

Unfortunately there were also a number of pirate stations active on the 50MHz band during the summer. So if you worked TF5CW, TZ6VV, 3V8BB, 5R8DG and 7X2CR don't waste your time and money sending for QSL cards.

Sporadic Openings

A number of operators have still been reporting that Sp-E openings are occurring on the 50MHz band. (By the time you read this though that propagation mode will have disappeared.) The last opening I noted (I'm writing this on October 1) was on September 17.

John Edwards GM7NVA (IO85) reports catching a Sp-E opening on September 7. Between 1900-1945UTC he worked stations in HB9, I, OE, SP, YU1 and 9A. John, using 25W and a 6-element Yagi, also heard the CT and ZB beacons but despite calling for some time no further contacts were made.

There were a number of Sp-E openings on September 16 with European stations being reported on the band as early as 0730UTC. The main events occurred between 0930-1100UTC, 1410-1430UTC and 1500-1615UTC.

The openings in the morning gave contacts with stations in OE, SP, S5, YU and 9A. Propagation in the afternoon was to the south with contacts being made with CT, EA, EA6, F and IS0.

As I mentioned earlier the incidence of Sp-E propagation will now be non-existent. Therefore, at this stage of the solar cycle, there

will be very little in the way of DX on the 50MHz band for at least six months.

Auroral & Meteor Modes

The only activity on 50MHz will be produced by auroral openings and meteor shower modes. Some auroral events may be preceded by an E-layer type opening approximately 24 hours earlier. This is termed a pre-auroral enhancement.

So, if you note an unusual opening on 50MHz don't forget to look for an aurora the following evening. (Don't miss out!)

Although Sp-E openings can occur during the winter, these events are generally few and far between. Last year the band was open on twelve days between 27 December and 20 January.

The winter Sp-E openings are normally quite weak and the m.u.f. doesn't rise much above 60MHz or so. However, there's always the exception and openings have been noted on the 144MHz band in the winter but these are fairly rare.

It's also possible that the transatlantic path to North America can open up on the 50MHz band. But again this is not normally expected.

During the years around the peak of the solar cycle the period between November to March produces some of the best DX conditions known. We've a few years to wait before F2-layer propagation returns but when it does you'll certainly know about it. The band will literally be open world-wide to all continents.

Call sign Recognition

Interestingly, the release of the 50MHz band to many countries within Europe and beyond has brought with it the attendant problem of call sign recognition on a world-wide basis.

Apart from confirming what country a certain call sign is allocated to, familiarity with the call sign structure can be very helpful. It will enable you to eliminate obvious mistakes when working with weak or partly unintelligible stations. This practice

may be particularly useful in contests.

All call signs have a fixed format as allocated by the International Telecommunication Union (ITU). To this end amateur radio call signs are made up of one or two characters (either two letters or one letter plus one digit), followed by a single digit, then a group of not more than three letters.

The initial one or two characters, called the prefix, denote the country to which the amateur station belongs. For example, ES is Estonia, EU is Belarus and EJ is the Irish Republic. (The latter Irish prefix is used for offshore islands).

It's all 'standard stuff' to the HF DXer. So should it be for you too!

Apart from identifying the ITU country the prefix can also indicate special authorisation. For example, an EH station is simply a Spanish operator with a 50MHz permit. When the station operates on other bands he/she reverts to the EA prefix.

If you hear an EB station on the 144MHz band it indicates a Spanish v.h.f. class. The prefix may also indicate a certain type of station.

You'll be familiar with a GB call sign which indicates a special event station within the UK. But what about GC, GH, GP and GT? Just to put you out of your misery these are club stations in Wales, Jersey, Guernsey and the Isle of Man respectively.

Geographical Area

Sometimes the single digit following the prefix can denote the geographical area or region. For example, an SM7 station is located in the southern part of Sweden whereas an SM2 will be in the northern tip of Sweden. (Well worth knowing in an auroral opening!)

Similarly an EA3 station is situated in the Barcelona area of Spain whereas an EA6 is in the Balearic Islands, both of these being in Europe. However, an EA8 (Canary Islands) or EA9 (Ceuta and Melilla) station are both located in the African continent. All within Sp-E range of the UK on the 50MHz and 144MHz bands.

The single digit can also indicate the licence class or other special

Don't get lost in the intricate world of amateur radio callsigns and prefixes. Just follow G4ASR's useful guide in 'VHF Report' this month and you'll identify that mystery station!

authorisation. For example a G7 holds a B licence allowing operation on all bands from 50MHz and up, an ON8 is a foreign amateur in Belgium and an OK0 is a repeater in the Czech Republic.

Stations on the east coast of England might occasionally hear a PD0 callsign. Believe or not this indicates a Dutch operator with a D class licence authorising operation on the 144MHz band.

Dutch Class Ds can use f.m. only, on crystal controlled channels S10, S11, S13, S14, S15, S16. They're permitted to a maximum of 25W d.c. input!

The Suffix

So much for the prefix and digit, now what about the 'back half' of the callsign, or suffix as it's known? Surprisingly perhaps, this can also provide information.

In Hungary, for example, the first letter after the call number indicates the geographical area or region. Also in Hungary (and in the Czech Republic) the letter K indicates a club station.

A suffix can also indicate the licence class. An obscure example is an Icelandic station with a single serial letter callsign (e.g. TF3A). This indicates that the operator has been licenced for 25 years and holds a 500W C class licence!

Separated Solidus

Sometimes it's possible for a callsign to have a prefix which is separated from the rest of the callsign by a solidus (/). For example some recent v.h.f. expeditions have included CT/G3SDL, ID9/I2AE and TF/G4DHF. This indicates temporary operation in another country.

A suffix may also be separated from the rest of the callsign, for example: ES8RJ/8, I2ADN/8 or



W2CAP/1. These indicate from which geographical part or region of the country a station (normally portable) is operating from. And of course you can also get a combination of both types as depicted by TF/G4AFJ/M or LA/DL7YS/P.

Invaluable Information

From the example I've provided it should be apparent that in many cases the callsign can provide invaluable geographical information. By using this knowledge and cross referencing with locator maps you can eliminate many impossible combinations of callsign and locator.

In a number of instances it's possible to identify a specific locator square from the callsign alone. Although you cannot, and should not, work backwards from a locator square to a complete callsign, it may be possible to eliminate certain callsign groupings if initially only the locator information is received correctly.

For instance, you may have partially received the callsign ???HBR and the locator JN60XS. Checking the locator map indicates that the station is located on the Isle de Ischia.

Instantly you recall that islands situated off the coast of Italy in this area have calls prefixed with IC8*. That's our station - must be IC8HBR. Except that you still need to hear him say "IC8" to the satisfaction of your own conscience! **Dave obviously got top marks in geography! Editor.*

As I've just explained you can sometimes deduce a large amount of information just from a single callsign. Let's suppose I heard UT5UYA calling CQ on the 144MHz band. Reference to a list of ITU allocations shows that stations in the block URA-UZZ are located in the Ukraine.

Is there more information to be

gleaned? The answer is yes. Another specialist list indicates that the first letter in the suffix, 'U', means the station is located in Kiev. Furthermore it shows that the last two letters 'YA' are allocated to club stations.

By using other maps it can be shown that Kiev is in locator K050 and oblast 065. (Each administrative region is assigned a three digit number, commonly called the oblast number. This is frequently used for award purposes.)

So, from just a single callsign I can ascertain that I was listening to a Ukrainian radio club situated in Kiev. It was in oblast 065, locator square K050, on a bearing of 81° and 2350km away.

Intricate Systems

Obviously, instant recall of the world's intricate callsign systems doesn't come easy. Fortunately, specialist operating manuals are available that catalogue most of the information that you'll require.

One problem with the books is that callsign systems are for ever changing throughout the world. So it's therefore impossible to keep books right up-to-date.

The only way to keep up-to-date with changes in operational procedures, or for learning about the latest DXpeditions is to haunt the bands. Swap news with other DXers and listen a lot!

Access to the DX Cluster and information groups on the Internet are also a mine of information. Monthly newsletters are a good way to learn about events fairly quickly after they have happened, but the deadlines for the v.h.f. columns in monthly magazines are simply too long for late breaking news.

In other words to be a successful

DXer you need always to use the grapevine for both technical and operating information. So...listen and learn!

Deadline Time

It's deadline time again. And if you've made any DX QSOs recently or just wish to pass on any news please let me know about it.

As usual send details (to reach me by the end of the month) to: **Yew Tree Cottage, Lower Maescoed, Herefordshire HR2 0HP. You can also contact me via packet radio @ GB7MAD, the DX cluster @ GB7DXC or the Internet davebu@mdlhlr.igw.bt.co.uk Alternatively you can telephone me on (01873) 860679.**

END

References (useful Books)

RSGB Prefix Guide
RSGB Amateur Radio Call Book
RSGB Amateur Radio Operating Manual
ARRL Operating Manual

HF FAR & WIDE

Leighton Smart GWOLBI provides his usual fascinating round-up on h.f. band activity and introduces more keen reporters.

September's reports yet again indicate that conditions on the h.f. bands have been relatively poor. Certainly, during the daytime very little of interest has been heard here; although the late afternoon and evening has tended to provide some good openings to certain parts of the world.

However, conditions should improve as winter approaches, particularly on the higher frequency bands. And 28MHz is still showing signs of life, albeit via Sporadic 'E' propagation, but the long standing problem of lack of occupancy is still very obvious!

And while on the subject of '10 metres', I've received a letter about the band. It suggests that 'B' licensees should be granted access to 28MHz.

If Class Bs were allowed use of 28MHz, with limited power output, they could increase band occupancy. The letter suggests (hopefully) access could ensure that the band remains part of the amateur radio allocation, and out of the hands of the 'use it or lose it' brigade.

And if the DTI were ever to change their policy on conversion of 26/27MHz multi-mode rigs, this would also take a great number of currently illegal sets out of circulation, and onto the increasingly occupied 28MHz band. This seems a viable solution to me. What do you think?

The Low Bands

On to your reports now, and I'll start off with the low bands with **John Heys G3BDQ** near Hastings. And John starts off by saying that the new sunspot cycle has started at last! About time too, eh John?

Using a 60m long end-fed wire mounted at 13m above ground on 1.8MHz John reports working s.s.b. with LY3NCI (Lithuania) at 2006UTC, 9H0DX (Malta) at 2104, as well as Scottish and Irish stations and other Europeans.

Meanwhile, 'QRP man' **Eric Masters G0KRT** in Surrey has been using his QRP Plus 5W rig and a 26m end-fed wire antenna to work 1.8MHz low power s.s.b. contacts. He contacted G4OSY in Croydon at

2212, and club station GX0BRC/P at 2032, while his 3.5MHz log includes Novice station 2E0AIZ, Tom in Cambridgeshire at 2209, and DL2SWK/P Germany at 2008UTC.

The 7MHz Band

The 7MHz band has been very productive again this month. And first of all it's over to early bird **Ted Trowell G2HKU** on the Isle of Sheppey. Ted, using a Ten Tec Omni V at 70W and a G5RV dipole worked (all c.w.) listed contacts with VP2MDE (Montserrat), RK9XWH (Asiatic Russia), KG9N/C6A (in the Bahamas), ZL2AGY (New Zealand), and IA5/IK4DCT (Toscano Archipelago) all at around 000UTC.


Like Ted, another 7MHz early bird is **Charlie Blake RS96034** in Milton Keynes who reports s.s.b. reception of ZL2BCG (New Zealand) in QSO with G0AOR at 0540, XEVIC (Mexico) in contact with OM2DX (Slovak Republic) at 0534, CP6DA (Bolivia) working LA2PA (Norway) at 0609, DJ2HY (Germany) in contact with G0EKD at 0616, SP2CCO (Poland) working G3DPW at 0551UTC.

Charlie also logged CE1RYJ (Chile) in QSO with F5OYT (France) at 0540, and M100G, an English special event station celebrating 100 years of radio, located 60km north west of London, received at 1155UTC, all were heard by using an NRD 525 receiver and an 11m sloping wire antenna for reception.

John G3BDQ has been busy here on 7MHz in mid evening, listing c.w. DX contacts with 4S7ZAG (Sri Lanka) at 2127UTC, JG3TRB (Japan) and a host of other Japanese stations around 2100, VK2KM (Australia) at 2120, VU2PAI (India) at 2029, PT7VJD (Brazil) at 2102, and 9Q5MR (Zaire) at 2119UTC.

The 14MHz Band

I'll begin the 14MHz band section with long time correspondent **Don Mclean G3NOF** in Yeovil. Don's monthly propagation report indicates that daytime conditions have been generally poor; the short path to Asia on 14MHz has often been open at around 1500UTC onwards, with African stations coming in at around 1700.



Don's vast log lists amongst others H8FCR (Dominican Republic) at 2315UTC (QSL via Box 25226 Santa Domingo, Dom. Rep.), HS0/G3NOM (Thailand) at 1625, (fast QSL route via G0CMM), N7QXQ/HR6 (Roatan Island) at 2222, V51B0 (Namibia) at 1752, (QSL via Box 1823, Tsumeb) XR0Y (Easter Island) at 1509 (QSL via WA3HUP) and 5H3MZ (Tanzania) at 1908 (QSL via Box 174 Malindi, Kenya). Don uses a Kenwood TS-950 rig and a TET HB33SP beam antenna.

There's a change of mode this month for s.w.l. **David Henry** of Aberdeen, who has been logging RTTY contacts using a Trio R1000 receiver and a 20m long wire antenna. David mentions reception of W1CX (USA) at 2221UTC, E050FI (Ukraine Republic) at 1420, OD5PL (Lebanon) at 1808, and VA3MM (Canada) calling 'CQ Asia' at 2251UTC.

Now it's over to new reporter **Brian Waddell GM4XQJ** from Falkirk. Brian says that it's time for mandatory bandplans after suffering immense QRM from PACTOR on the 14.060MHz QRP frequency!

Brian lists QRP contacts with K1JKS (USA), 3D2PN (Fiji), SV2DGZ (Greece), and FY5YE (French Guiana) on c.w., and AP2TM (Pakistan). He also listed FM5GX (Reunion Island), 3V8BB (Tunisia), and ZC4C (British bases on Cyprus) on QRP s.s.b.

Another new correspondent is **Chris Brown G0UNJ** in Manchester, using a Yaesu FT-107S and a home-brew quarter-wave vertical for 14MHz. Chris reports s.s.b. contacts with ET3SID (Ethiopia) at 1803UTC, DU9RG (Philippine Islands) at 1252UTC, and 5X4FI (Uganda) at 1840, despite this...Chris says the bands were in poor shape!

Now it's down to Skewen in West Glamorgan and **Carl Mason GW0VSW**. Carl reports 100W contacts with VE3JPN (Canada) at 1812, N4REL (USA) at 1441, SV1BJL (Greece) at 0408, and XK3FH (Canada) at 1228UTC using a simple

G5RV antenna.

Last but not least for this band comes **Gordon Foote G7NCR** in Bristol. He uses a Howes DcRx single band receiver and a loft mounted receive antenna.

Gordon reports s.s.b. reception of the Flatholm Island joint expedition between Barry RS and the Bavarian RS (IOTA EU 124) to commemorate Marconi's first experiments in 'radio across water' in 1897. He reports GB5FI working CN8MC (Morocco), CT3FT (Madeira Island), W7HUY USA, VE6JFW (Canada), RV3DB (Russia), G4SQA, OD5VT (Lebanon) and YO9CSM (Romania).

18 & 21MHz Bands

Finally, a quick look at the 18 and 21MHz bands now, as space is limited this month. Don G3NOF has made 18MHz s.s.b. contacts with C07KR (Cuba), J73VE (Dominica) at 1947, (QSL: N4SPQ), PJ8AD (Leeward Islands) at 1202, (often heard at this time on 18.136MHz) and TJ1AD (Cameroon) at 1811UTC.

Ted G2HKU lists his 21MHz contacts with K2LE and N3AD (both USA). They were both around mid-day, using an HF 6 vertical antenna.

Thanks Again

Well, that's it for this month. My thanks again to all our reporters for their time and effort which makes this column what it is.

However, I am desperate for photographs of yourselves to make the column prettier! So please send them in.

Reports and information by the 15th of each month to **Leighton Smart GWOLBI**, 33 Nant Gwyn, Trelewis, Mid Glamorgan, Wales CF46 6DB. Tel: (01443) 411459. (Please mark your envelope 'HF Far & Wide').

CASTLE ARE NOW Authorised National DEALERS and Authorised National SERVICE CENTRE

for
ICOM
YAesu
KENWOOD



CASTLE offer a nationwide service. CASTLE can sell you your new rig at the right price and will service it with our own resident engineers . . . we collect, we fix and we deliver!

TRADE UP! PART EXCHANGE YOUR PRESENT RIGS!

CALL CASTLE ON 01384 298616

OR FLASH US A FAX ON 01384 270224

Castle Electronics

Unit 3, Baird House, Dudley Innovation Centre
Pensett Trading Estate, Kingswinford,
West Midlands, DY6 8YZ

Trade enquiries for servicing welcome



AFFORDABLE PACKET COMMODORE 64/128...ATARI ST...IBM COMPATIBLE PC...SPECTRUM

It is now possible to use the above computers to run Packet Radio with an outlay of much less than £100!!
Commodore, PC and Spectrum systems allow HF and VHF working, while the Atari system only offers VHF. PMS facilities are available on the Commodore, and the Spectrum if a microdrive is fitted. Digipeating facilities are offered on all versions. The Spectrum modem can also be supplied with a centronics printer port. We supply a fully tested modem, with a free copy of suitable software.
Commodore 64, Atari ST and PC Modems£55.00
Baycom Agency

Spectrum Modem£75.00
Spectrum Modem with printer port£85.00
S.A.E. for details. £4.50 Post & Packing

J.B.P. ELECTRONICS LTD.

Unit 45, Meadowmill Estate, Dixon Street,
Kidderminster DY10 1HH Tel: (01562) 753893



SOFTWARE FOR THE RADIO AMATEUR

Europe's leading distributor of Amateur Radio, Engineering and Communications
Shareware/PD programs for the PC - 100's of related program disks - FREE CATALOGUE

Transmit and Receive

SSTV - FAX - RTTY - CW - AMTOR

This BRITISH communications interface for the PC is built into a 25 way 'D' Connector.
Comes complete with Interface cable & 3 software packages. As featured in HRT, PW &
Ham Radio Japan. Only £49.99 plus postage

VENUS ELECTRONICS

26 Pevensey Way, Frimley Green, Camberley
Surrey GU16 5YJ Tel/Fax: 01252 837860

RST LANGREX SUPPLIES LTD RST
PHONE DISTRIBUTORS OF ELECTRONIC VALVES FAX
0181 684 TUBES AND SEMICONDUCTORS AND I.C.S. 0181 684
1166 1 MAYO ROAD • CROYDON • SURREY CR0 2QP 3056
24 HOUR EXPRESS MAIL ORDER SERVICE ON STOCK ITEMS

AZ31	£ 9	EL91	3.00	PY500A	4.00	6BA7	5.00	6SJ7	3.00
CL33	5.00	EL95	2.00	PY800	1.50	6BE6	1.50	6SK7	3.00
DY86/7	10.00	EL360	18.50	PY801	1.50	6BH6	2.50	6SL7GT	4.50
E88CC Mull	1.50	EL509	12.00	QV02-6	12.00	6BJ6	2.25	6SN7GT	4.50
E180F	8.50	EM34	15.00	QV03-10	5.00	6BN6	2.00	6SS7	3.00
E810F	3.50	EM81	4.00	QV03-10 Mull	15.00	6BQ7A	3.50	6UBA	1.50
E8BC80	22.00	EM84	4.00	QV03-20A	15.00	6BR7	6.00	6V6GT	4.25
EB91	2.00	EM87	4.00	QV06-40A Mull	30.00	6BR8A	4.00	6X4	3.00
EBF80	1.50	EN91 Mull	7.50	QV03-12	8.00	6BS7	6.00	6X5GT	2.50
EBF89	1.50	EY51	2.50	U19	10.00	6BW6	4.50	12A7	3.00
EBL31	1.50	EY86	1.75	UABC80	1.50	6BW7	1.50	12AU7	3.00
ECC33	15.00	EY88	1.75	UBF89	1.50	6BZ6	2.50	12AX7	3.50
ECC35	7.50	EZ80	3.50	UCH42	4.00	6C4	2.00	12AX7A GE.	7.00
ECC81	7.50	EZ81	3.50	UCH81	2.50	6C6	5.00	12BA6	2.50
ECC82	3.00	GY501	3.00	UCL82	2.00	6CB6A	3.00	12BE6	2.50
ECC83	3.00	GZ32 Mull	8.50	UCL83	3.00	6CD6GA	5.00	12BH7A GE	6.50
ECC85	3.50	GZ33	6.00	UF89	6.00	6CL6	3.75	12BY7A GE	7.00
ECC86 Mull	3.50	GZ34 Mull	15.00	UL41	12.00	6CG7	7.50	12E1	15.00
ECC91	6.00	GZ37	6.00	UL84	3.50	6CH6	5.00	12HG7 12GN7	6.50
ECC95	2.00	KT61	10.00	UY41	4.00	6CW4	8.00	30F1/2	1.50
ECC98	1.50	KT66 China	10.00	UY85	2.25	6D6	5.00	30P19	2.50
ECH42	3.50	KT78 China	12.00	VR105/30	2.50	6D05 GE	17.50	300B(PRI)	110.00
ECH81	3.00	OA2	2.70	VR150/30	2.50	6D06B	12.50	5728	70.00
ECL80	1.50	OB2	2.70	Z803U	25.00	6EA8	3.50	805	50.00
ECL82	3.50	OC3	2.50	2D21	3.50	6EH5	1.85	807	5.75
ECL83	3.50	OD3	2.50	3B2B	20.00	6FQ7	7.50	811A	18.50
ECL86 Mull	3.50	PCF80	2.00	4CX250B STC	55.00	6GK6	4.00	812A	65.00
ECL880	25.00	PCF82	1.50	5R4GY	6.00	6H6	3.00	813	27.50
EF37A	2.50	PCF86	2.50	5U4G	5.75	6HS6	4.95	833A	85.00
EF39	2.75	PCF801	2.50	5V4G	4.00	6J5	3.00	866A	25.00
EF40	5.00	PCF802	2.50	5Y3GT	2.50	6J6	3.00	872A	20.00
EF41	3.50	PCL82	2.00	5Z3	4.00	6J7	3.00	931A	25.00
EF42	4.50	PCL83	3.00	5Z4GT	2.50	6J88A GE	19.00	2050A GE	10.00
EF80	1.50	PCL84	2.00	6AH6	4.00	6J8C	20.00	5751	6.00
EF85	1.50	PCL85	2.50	6AK5	1.50	6J8C	19.00	5763	7.00
EF86	7.50	PCL86	2.50	6AL5	1.00	6J8C GE	17.50	5814A	5.00
EF91	2.00	PCL805	2.50	6AM6	2.00	6K6GT	3.00	5842	12.00
EF92	2.00	PD500	6.00	6AN5	5.00	6K7	4.00	6080	7.50
EF183	2.00	PL36	2.50	6AN8A	4.00	6K8	4.00	6146B GE	15.00
EF184	2.00	PL81	1.75	6AD5	3.25	6L6	8.50	6550A GE	20.00
EL32	2.50	PL82	1.50	6AR5	25.00	6L6GCSYL	12.50	6583B GE	16.00
EL33	10.00	PL83	2.50	6AS6	3.00	6L6GCSYL	7.50	7025 GE	7.00
EL34 Siemens	8.00	PL84	2.00	6AS7G	9.50	6L6G GE	12.50	7027A GE	20.00
EL36	4.00	PL504	2.50	6AT6	2.00	6L7	7.199	7199	12.00
ELL80	25.00	PL508	5.50	6AU5GT	5.00	6LQ6/6J6C	3.00	7360	25.00
EL41	3.50	PL509	6.00	6AU6	2.50	607	4.00	7581A	15.00
EL81	3.00	PL519	6.00	6AW8A	4.00	6RH8B/6KN8	12.00	7587	23.00
EL84	2.25	PL802	4.00	6B7	4.00	6SA7	3.00	7868	15.00
EL84 Mull	6.00	PY81	1.50	6B8	4.00	6SC7	3.00		
EL86	2.75	PY88	2.00	6BA6	1.50	6SG7	2.50		

VISA OPEN TO CALLERS MON-FRI 9AM - 4PM. CLOSED SATURDAY
QUOTATIONS FOR ANY TYPES NOT LISTED.
OVER 6000 TYPES AVAILABLE FROM STOCK.
OBSOLETE ITEMS A SPECIALITY.
TERMS C W O / VISA / ACCESS
P&P 1-3 VALVES £2.00, 4-6 VALVES £3.00 ADD 17.5% VAT TO TOTAL INC P+P

**£30
WORTH OF
VOUCHERS**

**CATALOGUE
WAS £2.50
NOW FREE**
Only the cost of a stamp

THINK COMPONENTS - THINK CRICKLEWOOD

- TELEVISION & VIDEO SPARES • RESISTORS & CAPACITORS • HI-FI GADGETS & SPEAKERS
- TRANSISTORS & I.C.'s • AUDIOPHILE CAPACITORS
- IN CAR AUDIO • COMPUTER BOARDS • TOOLS & TEST EQUIPMENT • PLUGS SOCKETS & LEADS

Cricklewood Electronics

PLEASE SEND ME A COPY OF THE 1995 CRICKLEWOOD CATALOGUE.

Name.....

Address.....

.....PW

Cricklewood Electronics Ltd, 40-42 Cricklewood Broadway,
London NW2 3ET. Tel: 0181-450 0995 Fax: 0181-208 1441

FREE BOOK

Join the Radio Society of Great Britain by Direct Debit and we will give you a **FREE** book!*

Just look at at what you get from your membership:

- Radio Communication every month
- Use of the QSL Bureau
- Technical Information
- Planning Advice
- EMC Problem-solving
- Discount on books
- Access to RSGB Library and Museum
- Use of the HQ GB3RS Station

AND

A free RSGB book voucher to the value of £5 just by taking out a Direct Debit subscription.

* This offer only applies to those taking out a Direct Debit subscription. Send completed forms including the Direct Debit mandate to the address below and we will send you a book voucher to the value of £5.

Send for a form TODAY from:



RSGB (Dept PW395)
Lambda House, Cranborne Road,
Potters Bar, Herts EN6 3JE

OSC MODULE. Marconi small unit 30c/s to 550Kc direct cal with fine tune o/p var 0 to 2v mains with circ. £32. **RADIO KIT.** Incl Storno CQM630 boot mt RT 68/88 Megs FM 10 watt 12v plus accs kit C/Bx cables Ae etc. good cond with info, supplied with crystal module for 3 chan (12 chan unit). £48. **ARC-52 A/C UHF T/Rx.** 225/400 Mc/s in 100Kc chan 20 watts AM with control box, most of info, for 24v DC. £85. Control box only £24.50. **COAX LEADS.** BNC 50 ohm RG58 8ft NEW 2 for £4.50. **COUPLERS SPINDLE.** Insul & flex 1/8" NEW 10 for £6.50. **UHF Tx SUB ASS.** Nom freq 1.1Gz as 3x 2C39 valves in cavities £32. **CHASSIS ASS.** Spare C42 Tx PA & Amp unit with part Rx & Cal unit nom freq 36/60 Mc/s with circ. £28. **CONDS PHOTO FLASH.** 215 Uf at 2.5Kv Pk rapid discharge. £25. **FREQ DIVIDERS.** Rascal mains will extend range of freq counters up to 600 Mc/s as 10 & 100 divide 10 Mill /V 1/P tested with book. £34.50. **BEACONS.** Sarbe Mk.5 as beacon on 243 Mc/s & two way RT on 282.2 Mc/s reqs 12v sets only no Ae. £28 per pair. **TURRET ASS.** Osc unit with 5 coils 3/300 Mc/s (9 posis) with circ & valve. £17.50. **RTTY & DATA LINK T.S.** Two part unit see list. £65. **H.U.DS MK.3A** With int EHT unit req 400c/s. £65. **PUMP.** Water fluid 110v max flow 50L/min 1/2" BSP 60 watts new. £48.

ABOVE PRICES ARE INCLUSIVE GOODS EX EQUIP UNLESS STATED NEW.

A. H. SUPPLIES
 Unit 12, Bankside Wks, Darnall Road, Sheffield S9 5HA
 Tel: 0114-244 4278

G6XBH G1RAS G8UUS

VISIT YOUR LOCAL EMPORIUM

Large selection of New/Used Equipment on Show

AGENTS FOR: YAESU • ICOM • KENWOOD • ALINCO
 Accessories, ReVex/Diamond range of SWR/PWR, Adonis Mics, Mutek products, Barenco equipment, MFJ products.

WE SPECIALIZE IN ALL TYPES OF PLUGS, ADP, ETC

- ★ ERA Microreader & BPS4 Filter, SEM Products ★
- ★ Full range of Scanning Receivers ★

AERIALS, Tonna, Maspro, plus full range of base/mobile antennas.

BRING YOUR S/H EQUIPMENT IN FOR SALE


JUST GIVE US A RING

Radio Amateur Supplies

3 Farndon Green, Wollaton Park, Nottingham NG8 1DU
 Off Ring Rd., between A52 (Derby Road) & A609 (Ilkeston Road)
 Monday: CLOSED. Tuesday-Friday 9.00am to 5.00pm. Saturday 9am to 4pm

G6XBH G1RAS G8UUS Tel: 0115-928 0267

NEW! TU3 Antenna Tuner



★ Ideal for receivers with a long wire Antenna on the H.F. bands, 1-30MHz.

★ Versatile! The touch of a switch gives any one of 3 different arrangements.

★ Quality case - black with printed aluminium front & back facias. Measuring only 170-140-50mm.

★ Kit complete with ALL components and hardware including pre-punched case and panels.

Price £44 Plus £4.00 P & P

Ready made £54 Plus £4.00 P & P

Send SAE for details of our full range of kits or call **0115 938 2509**



LAKE ELECTRONICS

7 MIDDLETON CLOSE, NUTHALL, NOTTINGHAM NG16 1BX
 (Callers by appointment only)



J. BIRKETT

SUPPLIERS OF ELECTRONIC COMPONENTS

TOROIDAL TRANSFORMERS 18-0-18 volt 4 1/2 Amps 240VAC input @ £10 (P&P £3.50)

EX-EQUIPMENT VHF-UHF AMPHENOL COAX RELAY S.P. CHANGEOVER 24 volt @ £5.

AIRCRAFT INSTRUMENT FREQUENCY METER 300 to 500 cv. @ £1.50.

FERRANT DIODE 400 PIV 30 amp @ £1.50, 100 PIV 1 1/2 amp diodes @ 25 for £1.

AIRCRAFT TRANSMITTER RECEIVER 1985 series with 10 crystals, 21 valves some info. @ £30 (P&P £8.50).

FERRITE ROD 7" x 3/8" @ £1.50, 6" x 3/8" with windings @ £1.50, 2 hole Ferrite Block @ 25p.

UHF R.F. POWER AMPLIFIER with Mitsubishi Module type M67701. Pin Diode Switch. No details @ £10 (P&P £2.50).

AIRCRAFT TRANSMITTER MARCONI type 6400MA with valves 6QV06-40A, 6AK5, EF91, 5686, 24 volt coax relay, 20 crystals etc. @ £13 (P&P £5.50).

COMPUTER BOARD with 240VAC transformer 9-0-9 volt 300mA, z80, TC 5516APL, EF6850P, 8412, etc., @ £1.95 (P&P £1.50).

ELECTRICALLY OPERATED ALTIMETER Ex Victor etc., @ £15 (P&P £3).

AIRSPACED VARIABLE CAPACITORS 15+15pF @ £3.50, 10+10+20pF @ £2.50, 250+250pF @ £3.50, 250+250+20+20+20pF @ £3.50, 200+300pF @ £3.50, 300+400pF @ £3.50, 365+365+365pF @ £4.95, 500+500+500pF @ £3.95, Poly Type 240+240+240pF @ £2.50, C804 type 5pF, 10pF, 25pF, 50pF. All at £3.50 each.

R.F. POWER TRANSISTORS BLY89A 25 watt 12 volt, 175MHz @ £8.95, E16 pair, BLW50F @ £6.95, MRF752 @ £3.95, 2N4040 @ £5.50, PT31983 18 watt, 12 volt, 175MHz @ £7.

ELECTROLYTIC CAPACITORS Sprague 100uF 450v.w. @ £2.50, 32+32uF 275v.w. @ 85p, 50+50uF 275v.w. @ 85p, 10uF 400v.w. @ 50p.

SMALL UHF AIRCRAFT TRANSMITTER-RECEIVER with 18 valves 2 x 00V02-6, 6A05 x 2, EF92 x 4, 6BE x 1, EF91 x 1, 6AL5 x

ACCESS, SWITCH and BARCLAYCARD accepted. P&P £1 under £10. Over Free, unless otherwise stated.

C.M. HOWES KITS. Available by post and for callers.

25 The Strait
 Lincoln LN2 1JF
 Tel: 520767

Partners J.H. Birkett
 J.L. Birkett



BROADCAST

ROUND-UP

Peter Shore brings you the latest news from the world of international broadcasting.

Deutsche Welle (DW) has once again had to stop operations at its relay station in Sri Lanka because of security problems in the region of Trincomalee where the station is sited. Fighting has flared up regularly since the breakdown in April of the cease-fire agreement between the government and rebel Tamil Tigers.

The Sri Lankan army is patrolling the DW station's perimeter to prevent damage to the installation, while the staff are staying in Colombo, the country's capital. The winter schedules came into effect at the end of September, at the same time as the continental European clock changes.

As a result, many frequencies and programme times changed in the world of international radio. Here is a summary of what's happened around the bands.

Programme Schedules

Radio New Zealand (RNZI) in English can be heard at 1850 to 2215 on 11.735; from 2216 to 0457 on 15.115; 0458 to 0715 on 11.90 and from 0716 to 1206 closedown on 9.70MHz. The station re-opens at 1650 on 5.96 and changes frequency again at 1850 to 11.735MHz.

The RNZI station carries the 1100UTC BBC World Service Newsdesk on 9.70MHz. All programmes are carried on a 100kW transmitter at Rangitiki in the North Island.

The programme *Mailbox* on Monday is on at 0430, Thursday at 0830 and Friday at 1930UTC and includes Arthur Cushen's regular DX information, as well as answering listeners' letters. Letters can be sent to **RNZI, PO Box 123, Wellington, New Zealand**, or FAXed to **+64 4 4741 433**. If you are connected to E-mail, write to **rnzi@actrix.gen.nz**, and find the station on the World Wide Web at **http://www.actrix.gen.nz/users/rnzi**

Radio Singapore International has English to Asia at 1100 to 1400UTC on 9.53MHz daily. You can dial in for the latest frequency information on **+65 353 5300** and FAX the station on **+65 259 1380**.

Radio Bulgaria has English to Europe at 2000-2100 on 7.335 and 9.70 and at 2200-2300 on 7.105 and 9.70,



and to North America at 0000-0100 and 0500-0600UTC on 7.48 and 9.70MHz.

There is also a transmission to Asia at 1230-1330 on 9.81 and 11.605MHz. Radio Bulgaria can be reached at **4 Dragan Tsankov Boulevard, Sofia 1040, Bulgaria**, or by FAX on **+359 2 650 560**.

The Voice of Vietnam in Hanoi, which celebrates its 50th anniversary this year, has moved to its regular winter frequency of 12.02MHz which includes the European services at 1130 (to Eastern Russia), 1330, 1600, 1800, 1900 and 2030. Contact the Voice of Vietnam at **58 Quan Su Street, Hanoi, Vietnam** or FAX on **+84 4 261122**.

Radio Damascus has English for listeners in Europe at 2005 until 2100 on 15.095MHz, and to Australasia and America at 2105-2205 on 12.085 and 15.095MHz.

Listeners to 5.875 and 9.605MHz on a Sunday in September might have been surprised to hear a live commentary of the Bank of Ireland Gaelic football final. An organisation called Irish Overseas Broadcasting (IOB) Limited worked with RTE to hire BBC transmitters at Skelton in Cumbria and Woofferton in Shropshire to relay the match. The IOB asked for reception reports to be sent to **PO Box 4950, Dublin 1, Eire**.

Digital Radio Service

Radio Austria International is one of the first international broadcasters

to take advantage of Astra's new Digital Radio (ADR) service. If you want to tune in to the new digital service - which offers sound approaching CD quality - you will need to buy a new black box, and those are currently in short supply in the UK and continental Europe. A number of other international broadcasters are likely to take up capacity on ADR once the service has gained acceptance from consumers.

Radio Norway

Radio Norway International continues to transmit English on Sundays. Tune in at 0700 on 7.18, 1300 on 7.315, 9.59 and 15.605; 1400 on 11.84, 1500 on 9.52 and 11.73; 1900 on 5.96, 6.195, 7.485, 9.59MHz short wave and 1314 kHz medium wave; 2200 on 6.17 and 6.195 and on Monday (Sunday in the target zone) at 0100 on 6.01 and 0300 on 6.03MHz.

From neighbouring Sweden, English can be heard at 1715 on 6.065, at 1830 on 6.065, 7.24 and 9.655; 2130 on 6.065 and 7.23 and 2230 on 6.065MHz. All these transmissions are also carried on medium wave on 1179kHz (and there is a medium wave-only transmission at 2330UTC). The station has a new site on the World Wide Web: **http://www.sr.se/rs**

Radio Australia

Radio Australia, which is in the middle of a government review of its operations, has stopped broadcasts

in the Thai language. The station has said that a majority of people listen to the BBC World Service and Voice of America's Thai services, and that those who want to tune to Australia prefer the station's English services.

That's the end of this month's summary of the world of international radio. If you log anything interesting, or hear any snippets of news that might interest fellow *PW* listeners, please drop me a line via the Editorial offices in Broadstone. Until next time, good listening!



END

BITS & BYTES

- COMPUTING
IN RADIO

Mike Richards G4WNC rounds-up
the latest news from the computing
in radio world.

Despite various pleas, it appears that no one has managed to get the PSA DSP programs to work with the SoundBlaster AWE32 board. **Stan White** has tried, but without success. If you know different, please drop me line.

Windows '95

I'm still waiting to find enough space on my hard drive to run the latest Windows '95 release. The reports I have so far look good.

I've even seen one report from **David Moisan** in the States indicating that you can run HAMCOMM and JVFAX successfully under Windows '95. I'd be pleased to hear from any readers who can confirm this.

NuMorse Update

Great news for all those sweating over the Morse test. **Tony Lacy** of **NuMorse** fame has just sent me the latest update of this popular Windows based tutor.

The NuMorse program makes excellent use of the Windows graphical interface to produce a very friendly easy to use program. To ensure that you learn the proper rhythm of the code NuMorse uses what's known as Farnsworth coding for sending at the slower speeds.

With the Farnsworth system a slow overall sending speed is achieved by stretching the gaps between characters and words rather than spoiling the sound of each character. For the UK test you would therefore set the character speed to 12w.p.m. and the program then stretches-out the gaps to give the required overall speed.

By using the Farnsworth technique your ear becomes accustomed to the sound of the 12w.p.m. code and as you become more proficient you just cut down the thinking time between characters. As well as providing straightforward random streams of characters, NuMorse

can draw its text from a disk file or the keyboard.

One of the most powerful features of the NuMorse tutor is its drill modes. Here the program analyses your responses and will adjust the speed and message content to coach you on your weak areas. Closely associated with this is the program's ability to produce statistics showing your performance in response to the tests.

You can also set a range of filters to determine the characters that are included within the random groups. This feature can be supplemented by adding a weighting to certain characters so that they are sent more frequently.

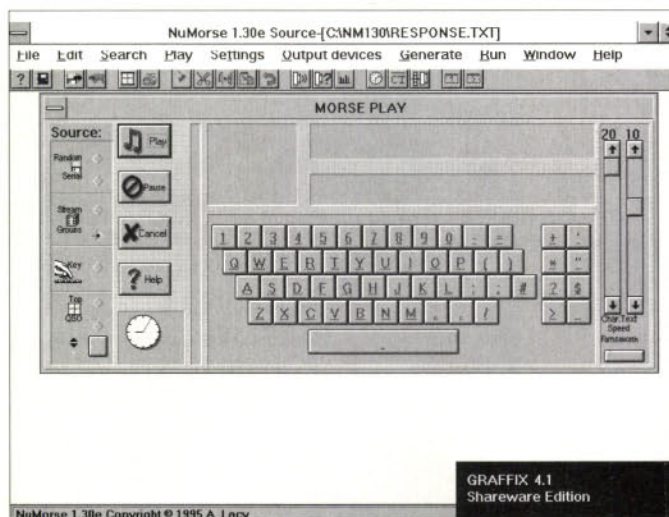
NuMorse is also extremely flexible in the way in which the tones are sounded. While you can use the PC's internal speaker, the preferred option is to use a SoundBlaster compatible system. If you do this, not only do you get a better class of tone, but you can use NuMorse's speech output as well.

In addition to providing status information, the speech option can be configured to give voice announcement of each character. So, how do you get a copy of the great tutor - you can either order **Disk 3** from my readers offers at the end of the column, or you can contact **Tony** directly at **58 Bilbrook Road, Codsall, Wolverhampton WV8 1ER**.

The price for a registered copy of NuMorse is £20. If you have CompuServe access you can register your shareware version via on-line shareware registration (GO SWREG). When using this system the NuMorse registration ID is 1721. My thanks to **Tony** for kindly supplying the review software.

New RAE Tutor

Yet more Windows software! Are you trying for your Radio Amateur's Exam? If so, the new Lucid RAE tutorial from **G. Butler**



The NuMorse program makes excellent use of the Windows graphical interface to produce a very friendly easy to use program.

G4BVX could be a great help.

The Lucid RAE program is a rather novel application that provides an on-line tutorial so you can swot-up whilst playing with your PC! The program centres around the use of separate text files for each of the main topics that are selected from a menu system within the main program.

Once a topic has been selected you can then scroll around to find the text you want. The only snag with this part of the program was the slow reaction of the text viewer used.

Whilst it was okay if you wanted to read through from the start, it was painfully slow if you wanted to skip through to a subsection. However, all was not lost as you could always use the Windows Notebook to directly view the text files.

Included with the Lucid tutor was an RAE examiner. This was a simple package that produced 100 RAE multiple choice questions that could be used to check your progress.

Although there were one or two minor mistakes in the review copy, it was a very neat idea. For future releases it would be great if the program told you the right

answer in cases where you were wrong.

In fact, some simple programming ought to be able to capture the student's weak areas, link with the tutor program and customise the lessons to focus on the weak areas. One final request for future releases would be to replace the awful pink background with something a little more tasteful!

If you would like to try the Lucid RAE tutor, a demo copy can be obtained from the author **G.W. Butler, 18 Hobart Road, Ramsgate, Kent CT12 6NW**. Please send an s.a.e. plus high density IBM formatted 3.5in disk.

If you want a full, registered, version of the software you will also need to send a cheque/postal order for £17.50. My thanks to **G. Butler** for supplying the review software.

Internet News

The hot Internet news is the latest version of Netscape Navigator. This popular WWW browser has gained a very strong position among Internet users due to its wide range of advanced WWW features.

Special Offers

Here's the full list of reader's offers with all the latest software. Please leave up to 2 weeks for delivery.

IBM PC Software (1.44Mb disks):

Disk 1 (Order Code **DK1**) - JVFAX 7.0, HAMCOMM 3.0 and WEFAX 3.0

Disk 2 (Order Code **DK2**) - DSP Starter plus Texas device selection software.

Disk 3 (Order Code **DK3**) - Ultrapak 2.1 and NuMorse

Disk 4 (Order Code **DK4**) - Mscan 1.3 and 2.0

Printed Literature:

Beginners Utility Frequency List (Order Code **BL**)

Complex Signals Utility Frequency List (Order Code **AL**)

Decode Utility Frequency List (Order Code **DL**)

FactPack 1 Solving Computer Interference Problems (Order Code **FP1**)

FactPack 2 Decoding Accessories (Order Code **FP2**)

FactPack 3 Starting Utility Decoding (Order Code **FP3**)

FactPack 4 JVFAX and HAMCOMM Primer (Order Code **FP4**)

FactPack 5 On the Air with JVFAX and HAMCOMM (Order Code **FP5**)

FactPack 6 Internet Starter (Order Code **FP6**)

For the printed literature just send a self addressed sticky label plus 50p per item (£1.50 for four, £2.50 for 7 and £3.00 for 9). For software send £1.00 per disk (£1.75 for 2, £2.50 for 3 or £3.00 for all 4) and a self addressed sticky label (don't forget I provide the disk!).

The latest version (2.0) is a major development that transforms Netscape into a complete Internet tool. Up until now most Net users have had to accumulate an assortment of applications, i.e. FTP, mail, WWW browser, etc. Netscape Navigator 2.0 is supplied as a complete suite of integrated applications all ready for action.

Among the enhancements to the Web browser are support for simultaneous streaming of video, audio and other data. This means that you can listen to audio and watch pictures as they build-up rather than have to wait until all the data has been transferred.

To cover your E-mail requirements Netscape 2.0 includes a full mail program so that you can both send and receive mail using Netscape's built-in security systems. News is another area that features in the new release with a complete application that allows the user to read, sort and post messages to newsgroups.

The newsgroup messages can be displayed fully threaded to make it easy to follow a complete topic without having to jump about. The security features of Netscape are very good and employs a 40bit key that, at the last count, took a considerable computing effort to break. There is talk that this could be enhanced to 64bit if the US export laws are amended.

In addition to these basic, but vital upgrades, the new Netscape Navigator has been designed to make life easier for Internet developers. For more information contact Netscape at <http://home.netscape.com/>

Disk Diresctories

Over the past couple of months I've had a few of my readers' offers disks returned with a note saying the files are empty. Each time I've checked the disks, all appears to be fine.

The problem appears to be a lack of understanding of disk directories. For some time now

all my special offer programs have been supplied in their own sub-directories. The reason for doing this is to allow me to put several programs on one disk without mixing-up all the files!

If you're unsure of how to access sub-directories, here's a few tips. If you're running in MS-DOS, first insert the readers disk in drive A and type **A:** to log on to that drive. Next type **DIR** to show the content of the root directory. If you're doing this on my **Disk 1** you will get the following display:


```
HAMCOMM <DIR>
JVFAX <DIR>
WXFAX <DIR>
```

To switch to the JVFAX directory all you have to do is type **CD\JVFAX**. If you type **DIR** again you will then see the program files thus:

```
..DIR
..DIR
INSJV70.EXE
READ.ME
```

For more details either check-out your MS-DOS manual or look out for a good basic computing book such as *PCs Made Easy* (available from the **PW Book Service** for **£15.95 plus £1 P&P (UK), £1.75 P&P (overseas)**).

Two books that would make good 'stocking fillers' (your stocking of course) are available from the **PW Book Service**. These books are suitable for anyone who has just bought an IBM PC but didn't get any documentation about MSDOS with it.



The first book Getting The Most From Your PC's Hard Disk. (BP280) by J. W. Penfold takes you through the rigours of fitting and preparing a hard disk. Then follow three chapters showing you how to organise your data and keep it secure.

The second book about your new PC is: How To Expand Modernise And Repair PCs And Compatibles (BP271) by R. A. Penfold. This book is aimed at those who have an older or simpler machine. Those who would like to add other bits to their machines.

See the **PW Book Service** pages for more details of these two books for your stocking.

Audio Switch Box

Dave Dyngley has sent me an E-mail asking if I know of a switch box that can be used with a transceiver to provide switching between microphone and data system. Dave's current system uses the Commslab RSD116 interface and HAMCOMM and JVFAX programs.

Other than building one yourself, I'm not aware of any ready built switch boxes. However, if you know different please write and let me know.

That's it for this month, so until next time keep computing and sending your letters to me Mike Richards G4WNC, 'Bits & Bytes', PO Box 1863, Ringwood, Hants BH24 3ZD. CompuServe: 100411,3444; Internet: mike.richards@bbcnc.org.uk



END

FOCAL POINT

Andy Emmerson G8PTH reports on an ATV contact which took place between the UK and the Netherlands during August.

Just one report this time, but what a report! It concerns a spectacular contact, or rather set of contacts, between the UK and the Netherlands.

Nothing spectacular in that, I hear you say, except that this was with P5 pictures on 10GHz and without a lift! In fact it may change your whole perception of the 10GHz band and its possibilities. Why waste time struggling with expensive power devices on 430 and 1270MHz when you can achieve perfect contacts on 10GHz with flea power?

There's got to be a catch and yes, there is if you want to see it that way. But just as a bottle can be either half-full or half-empty, depending on your viewpoint, I think the opportunities presented on the 10GHz band are the most exciting thing I've heard in ages. See for yourself anyway...

The catch. Oh yes, the catch. Well, you need an over-water path but it can be a lengthy path.

Then, if conditions are right (and remember, you don't need a tropo opening, merely calm weather) then you too could work international DX over paths up to 300km or more. Is this special pleading? I think not.

August Event

The actual contacts were made over the weekend of August 19/20 this year (and were set-up by letter a couple of weeks beforehand). But the genesis of the idea goes back to meetings at several BATC conventions.

The convention is where **Bob G8OZP** met **Hans Dekker PE1ECO** and his colleagues who visit our ATV meetings regularly. They conceived the idea of trying ATV on 10GHz across the North Sea under normal conditions.

The hook-up in August involved Bob, located on the sea front at Aldeburgh, Suffolk and Hans, who was on the foreshore at the north-west tip of Walcheren, the most westerly point of the Netherlands.

Note that neither of them was on an elevated position (this is crucial). Both Bob and Hans were at the top of the beach, **barely** above sea level.

Bob's transmitter was a DR0-stabilised affair producing 900mW on 10.278GHz into a 1m prime focus dish. His receiver was a converted satellite LNB and home-brew electronics.

For his part, Hans had a similar receiver and 250mW of transmit power on 10.4GHz to a 750mm dish. Several other amateurs joined in the QSO on the Dutch side, including **PA0VHF** and **PA0BOJ**.

Surface Ducting

Bob G8OZP says signals in both directions were absolutely rock-steady P5, exploiting the propagation mode of sea surface ducting. It appears that the signal is launched into a layer of air just above the surface of the water, the duct is formed by the changing air density caused by water vapour just above the sea.

Signals enter this duct, graze the sea surface and are refracted back into the duct, rather like the action of a stone skimming on water. The height of the duct is not very great.

Bob and Hans noted that passing ships interrupted their signals and in the end they could predict visually when their signals would be lost due to action at sea.

This proves that ducting is not taking place in the upper atmosphere. Height, which is normally an advantage in v.h.f. and u.h.f. work, is in fact of no help with the duct mode of propagation. Bob also worked **PE1DCD/P** stationed atop sand dunes at the Hook of Holland and the received signals were noticeably noisier despite similar transmit power over there.

Signal levels were remarkably constant over the weekend. Tests were carried out from 10.00 to 18.00 on Saturday and from 10.00 to 16.30 on the Sunday.

The sea was quite calm and Bob now wants to repeat the experiment under rougher sea conditions,

although he fears the results will prove contact impossible. "This is real amateur radio", says Bob. "The theory may be well known but at least we were able to prove it in a practical and very real manner".

QRP Experimenters

To provide a bit of variety Bob and Hans also tried out some QRP experiments. Bob brought along a 10mW Gunn diode transmitter that he makes available as a kit, together with the prototype of a new kit-built receiver.

Bob is making available kits of parts for his equipment designs; the Gunnmod 2 transmitter costs just £20 or £30 with a pre-tuned Gunn oscillator, whilst the receiver will work out around £65. For details send an s.a.e. to **Bob Platts G8OZP, 220 Rolleston Road, Burton on Trent, Staffs DE13 0AY**.

Solid P5 pictures were achieved even at this low power level! "By Sunday afternoon we were running out of new things to do", continues Bob, "so just for fun I removed the dish antenna and pointed the waveguide feed alone towards Holland. Amazingly Hans could still receive my pictures at strengths from P0 to P5, albeit with heavy fading. But at this stage we really did run out of things to do!"

Because of the wide frequency split (10.278 and 10.4GHz) teams were able to pull off one other stunt, namely simultaneous full-duplex

working and loop-back (with Bob re-transmitting Hans's signals to Walcheren). The path was 145km or 290km for the round trip.

Needless to say all this was achieved with P5 signals and no problems. Operation was also tried on 1270MHz, with Bob sending 15W. Results were nowhere near as good as 10GHz, with signals of P3 to P5 strength and much fading.

You might be thinking that working ATV from the UK to the Netherlands on 10GHz was a first... but it's not. In fact it's interesting to note this was achieved by **Paul G8IXE** and **Ken G4ALN** back in the late 1970s. Exactly how, and where from and to, I must investigate, also whether they too exploited sea-level propagation.

The sea-level technique also works at lower frequencies, although possibly not so effectively owing to the longer wavelengths. I recall French amateurs used to transmit 430MHz pictures to us Brits from the dunes at Dunkirk with great success. Perhaps they still do but we haven't had any reports of this.

That's all I've got time and room for this time so cheerio for now. Keep your letters coming to me at 71 Falcott Way, Northampton NN2 8PH.



A very exuberant-looking Hans faces the camera (almost) as he celebrates his flea-power feat sending P5 signals across the North Sea on 10GHz... without a lift!

END

BARGAIN BASEMENT

Write your advertisement clearly in BLOCK CAPITALS - up to a maximum of 30 words plus 12 words for your address - and send it together with your payment of £3.00 (cheques payable to PW Publishing Ltd.), or subscriber despatch label and corner flash to: **Zoe Shortland, PW Bargain Basement, Arrowsmith Court, Station Approach, Broadstone, Dorset BH18 8PW.**

Subscribers must include the despatch label bearing their address and subscription number to qualify for their free advert.

Adverts published on a first-come, first-served basis, all queries to **Zoe Shortland on (01202) 659910.**

Advertisements from traders, or for equipment that is illegal to possess, use or which cannot be licensed in the UK, will not be accepted. No responsibility will be taken for errors.

For Sale

American Megatrends multi-mode PC DX40 420Mb HD, twin-speed CD, Pace14,400FAX modem, 3 1/2 & 5 1/4 in floppies, 4Mb RAM, new CTX colour monitor, 300Mb software installed. Sale or swap for good receiver. Tom. Tel: (01536) 522007.

Amstrad PC3086 computer, 32Mb hard drive 3 1/2 and 5 1/4 disk drives, colour monitor, Amstrad DMP4000 printer, all in good condition, £220. Mick Watkins, Whitstable. Tel: (01227) 266460.

AOR 3000A still under guarantee with less than 20 hours use, Diamond Discs Aerial and two handbooks, *Scanning Directory* and *Scanning Secrets*, perfect order £595. Tel: Bournemouth area (01202) 892986 (not between November 11 and 30th).

AVO valve tester, 35-40 years old. Phillips f.m. and a.m. generator GM2889. Pye wide range audio frequency oscillator. Pye electrostatic volt meter, 12kV RMS max. All about same age. Offers. Tel: Suffolk (01638) 527030.

Diamond CP-5 5-band vertical absolutely new/unused, boxed, instructions. Includes radials (current list price £290) sale for £150. BBC-B series 7 Microvitec v.d.u. dual 80/40 disk extra ROMs, manuals, all items in pristine condition, £85. No offers please, carriage extra. G2FZU, Notts. Tel: (01636) 813847.

Drake R8E 150kHz to 30MHz a.m. synchronous detector, s.s.b., n.b.f.m., RTTY, narrow c.w., mint condition, complete with shareware software, box and manuals. Datong AD370 active antenna, £750 o.n.o. Stephen G7VFF, NW London. Tel: (01956) 544202.

Drake TR7 noise blanker, cooling fan 0.3KHz, 1.8KHz, filters, manual, PS7 heavy duty p.s.u., model 977 astatic mic., boxed, £750. Full workshop manual, £15. Bill G3WNI, Devon. Tel: (01823) 680778.

Eddystone 670A communications receiver (working), nice condition, £50. Tel: Burehead (01343) 835 635 after 6pm.

Ex-lab Tektronix 5in oscilloscopes, type 534, £80. 551 (true double

beam), £95. 535A (delayed sweep), £95. Transistor curve tracer, £150. Advance audio generator, £25. Marconi frequency/timer counter, £75. Usher, 85 Bromham Road, Bedford MK40 4BS. Tel: (01234) 354767.

FT-101ZD serviced, new valves, mic, manual, set of spare valves, £350. FC707 antenna tuner, new bands, £60. G3WRD, Suffolk. Tel: (01787) 280259.

HF Receivers: Rascal RA17, operating manual, circuit, mains lead, set of spare valves, bargain, £125. Marconi Guardian (rare receiver) uses miniature valves in cabinet, mint, £120. Navy receiver 62B good working order, £90. Tel: (01482) 869682.

Icom IC-28H 45W, 20 memories, tone squelch, £130. Two of BNOS (LPM144-3-100) linears with pre-amps & power level indicators, (3W in for 100 out), £145 each. Tel: Surrey 0181-397 7823.

Icom IC-730, £350. Yaesu FT-212RH, £220. Yaesu FT-4700RH, £300. Homebrew p.s.u. 20A, £45. Hygain V 10m mobile, no gaps, DTI authorisation, £90. Icom IC24ET accessories, BP83 battery pack, charger, d.c./d.c. converter HB, softcase, £20. Variac 0-270V, 2A, boxed, metred. Jeff, Warks. Tel: (01789) 773286.

Icom IC475 h.f. transceiver, £675. AOR 2002 scanner, £225. Kenwood TH-79E dual-band hand-held, £320. PK232, £140. BNOS 430MHz 50W linear, £100. Yaesu G500A elevator (new), £230. Malcolm, Ruislip. Tel: (01895) 676919.

Icom ICR-7100 HF receiver 500kHz - 2GHz, speech synthesiser fitted, boxed as new, £900. Pete, Surrey. Tel: 0181-393 9115.

Icom ICR-7000 scanner, £450. Icom ICR70 receiver, £295. Pakratt PK232MBX, £125. Manuals Yaesu FRT-7700, £15. HP signal generator 8640B, £500. HP oscilloscope 182C, £700. Tektronix oscilloscope 475, £350. Tel: Middlesex 0181-560 6713 after 6pm.

Icom R72E, 30kHz to 30MHz, 99 memory channels, s.s.b. scanning modes, f.m. opt., new June 1995, new condition, cost, £825, sell for, £590, bargain. Tel: W. Yorks (01535) 635433.

Kenwood TM431-E u.h.f. transceiver, 35W o/p, boxed, as new and with all accessories and manual, £230. GPV-7 three step collinear base station antenna, 28ft. RG214-U feeder, as new, £20. Warren Smith G3ZJS, Leicestershire. Tel: 0116-271 3944.

LEQtronics complete Morse course, seven audio C90 cassettes of about 90 minutes each tape, with complete notes to each cassette, from beginners to above 12 words a minute, £20. Vic G7PHJ, Cornwall. Tel: (01579) 348127.

Mast, telescopic tiltover by Tennamast, 25 feet, £120. George G0BGA, QTHR. Tel: (01527) 570272.

MFJ Super Hi-Q Loop antenna 10-30MHz with remote control and power supply never used, in box, £225 o.n.o. Terry, Wakefield. Tel: (01942) 823108.

Trio TR-2500 144MHz f.m. hand-held transceiver, ten memories, toneburst, 300mW or 2.5W r.f. out, battery pack refurbished and modified, comes with manual, charger and extras, £80 plus postage. G3SYD, Crawley. Tel: (01293) 511708.

Two, yes two, Compaq XT/PCs plus a wealth of spares and manuals. Sell for, £250 o.n.o. or exchange for Capco 160/80m magnetic loop, if you can deliver/collect. (RDP - non driver). Messages on Tel: Stockport 0161-477 5303. Written/part ex 80/40m loop, offers considered. G00ZK, QTHR.

Yaesu 101ZD all bands with f.m., mic., fan and box, in mint condition, £450. Buyer collects. Ian, Walsall. Tel: (01922) 30668 after 5pm please.

Yaesu 101ZD, mint with correct Yaesu base mic., fan, f.m. and manual, £400. Andy G7UAD, Derbys. Tel: 0115-930 8096.

Yaesu FT-23R 144MHz hand-held complete with battery packs FNB10/FNB1/PA6. quick charger NC29, mobile bracket MMB32, operating manual and soft leather case, £200 o.n.o. G7IYI, QTHR. Tel: (01285) 750327.

Yaesu FT-290 Mk1 2m m/m portable, £225 o.n.o. FT-790 Mk1 70cm m/m portable, £250 o.n.o. Both with mic., carry case and manual. Kenwood TW4100E dual-band mobile (no mount), £325 o.n.o. Martin, Milton Keynes. Tel: (01908) 378944 evenings.

Yaesu FT-290RII multi-mode with NiCads, £275. Kenwood TH-26E 144MHz hand-held, £150. Maldol 1000 SWR meter, £50. Supatutor plus Morse tutor, £50. All mint boxed. Mic and p.t.t. switch, £25. Colin, Wotton-u-Edge, Glos. Tel: (01453) 842419.

Yaesu FT-7(B) 50W Mobile transceiver 3.5 - 28MHz, seldom used mobile, very good condition complete with mic and 14MHz mobile antenna, £250. Buyer inspects collects. Tel: Newport, Gwent (01633) 266745.

Yaesu FT-790R 430MHz multimode portable, £225 including new batteries, case and antenna. Trio h.f. 1-100W mobile TS-120V, boxed with nc-mic, £350 o.n.o. Microwave modules, 144MHz transverter, mint, £120. Stephen, NW London. Tel: (01956) 544202.

Wanted

Eddystone communications receiver, all models, but in particular 960, E835, EC10, 820, 870a and any diecast speakers. Also Clarke & Smith school radio receivers, wartime utility sets and Camper & Nicholson badged receivers, these were made for them by Eddystone. Peter Lepino, Surrey. Tel: (01374) 128170 (anytime) or FAX: (01372) 454381.

Eddystone EB35 A/50 diecast speaker, Hallicrafters SX32 or SX28. Alan, Staffs. Tel: (01538) 702187 anytime.

Eddystone EC10, EC10 MkII, EY2, EB35, EB36, EB37, EM34, 31A, 960, 962, speaker, 688, 881, 889, cabin feeders, 870, 870a, etc. Dead or alive or parts only. Peter Lepino, Surrey. Tel: (01374) 128170 or FAX: (01372) 454381 anytime.

High gain ferrite rod antennas, must be half inch in diameter, no more or less, must be six inches long or more. Peter Tankard, Sheffield. Tel: 0114-234 3030 anytime.

No. 19 set MkII or MkIII, power supply working if possible! or working No. 19 set with ancillary equipment to fit into 1942 Bedford QLR 'Y section'. HRO ancillary equipment and manual. Tel: London 0181-682 1163 after 2pm.

If you are selling equipment via 'Bargain Basement' it is in your interest to ensure cheques have been 'cleared' by the bank before parting with your equipment. If in doubt about cheque clearance times and bank fees for 'express' cheque clearance, or for returning un-paid ('bounced') cheques, you are advised to consult your bank.

When advertising equipment for sale, you should clearly state in your advert whether equipment is professionally built or 'home-brewed' or modified. You are also advised to insure equipment against damage during transit (details available from the Post Office or carrier of your choice).

The Publishers of *Practical Wireless* also wish to point out that it is the responsibility of the buyer to ascertain the suitability of goods offered for purchase.

**Bargain
Basement
December
1995**

Practical Wireless Index. Volume 71. January to December 1995.

Constructional

A Four & Six Filter by Ken Ginn G8NDL	50 June
A Quick Quagi by Kevin James G6VNT	35 Sep
Antenna Tuning - The Simple Way by Ben Nock G4BXD	43 Jan
Band Edge & QRP Finder by Tony Lymer GM0DHD	32 Apr
Be Careful Using Your Whip by Jeff Harris G3LWM	41 Mar
Controlling That Magnetic Loop! by Gordon Lumley G3DJE	26 Aug
Locking The Robin To Droitwich by Mike Rowe G8JVE	30 Dec
Modding The Robin by Ken Ruiz G4SGF	24 Dec
Multi-Band Antenna Matching Unit by Alasdair Fraser GM3AXX	46 July
Olympics On Six - Modifications To 'P' Band Pye Olympic by Ken Ginn G8NDL	32 Sep
One Valve Miracle - Jim Allardice VK4DJA	41 Feb
Pascoe's Penny Pinchers by Dick Pascoe G0BPS	41 Aug
PW Daventry 7MHz Receiver by Dave Howes G4KQH	26 Oct
PW Daventry 7MHz Receiver by Dave Howes G4KQH	Part 1 26 Oct
PW Martlet 70MHz FM Transceiver by Mike Rowe G8JVE	Part 2 56 Nov
PW Martlet 70MHz FM Transceiver by Mike Rowe G8JVE	Part 1 32 Mar
PW Martlet 70MHz FM Transceiver by Mike Rowe G8JVE	Part 2 36 Apr
PW Martlet 70MHz FM Transceiver by Mike Rowe G8JVE	Part 3 42 May
Rambling Delta HF Antenna by Bryan Wells G3MND	32 July
Simply Linear On 6 by Derek Holmes GW3JSV	37 Sep
Tandy 49 to 50MHz Transceiver Modification by Peter Julian G7PRO	23 Apr
Testing - In The Wink Of An Eye by Gerald Donington G4LNO	32 Feb
The High Flyer - 18MHz Antenna by Victor Goom G4AMW	33 Nov
The Key 7 - Opening The Door To Milliwatting by Steve Ortmayer G4RAW	30 Apr
The Key Project by Ben Nock G4BXD	33 June
The Road To Top Band - The Budget Way by Ben Nock G4BXD	48 Mar
The Roche Top Band Transmitter by George Dobbs G3RJV	36 Jan
The Slim Cobra HF Antenna - A Charming Idea by John Heys G3BDQ	28 Aug
The Two-Fold - 144MHz Beam Antenna by Kevin James G6VNT	50 Aug
The Weekend Special by Bob Harry G3NRT	30 July
Three Canes In A Mounting by Brian Shersby G0ISL	43 Mar

Errors & Updates

The Key Project - June 1995	17 Nov
-----------------------------	--------

What A Good Idea!

Barbecued Loop Tuner by Johnathon Brown G4JGL	50 Feb
Cheap Spacers by Gordon Lawes G3PLT	51 Feb
Coil Taps by Pieter Balkstra PA0FBI	51 Feb
Improved Seal For J-Pole Antenna by L. Nelson-Jones G4JDW	50 Feb
Personal Pointers by William Andrews G3DVV	45 Aug
Pocket Pole by Arnold Moon G3RGB	45 Aug
Potted Antenna by G. J. Pass G1VBT	51 Feb
QRP ATU For 50MHz by Ken Grover G3KIP	44 Aug
Ring Pull Ropes by Godfrey Manning G4GLM	44 Aug
Scales From The Schoolroom by J. Bolton G4XPP	45 Aug
Shack Alarm by Patrick Walton	51 Feb
Terrarium Antennas by Ian Wye G0OKY	44 Aug

Features

A Further Touch Of Class by Patrick Allely GW3KJW	44 Apr
Am I Sending Fast Enough For You? by John Worthington GW3COI	43 June
Amateur Radio & The Internet by Mike Richards G4WNC	34 May
Amateur Radio Holiday - Have You Packed Your Reciprocal Licence? by Peter Barville	28 July
Baird's Beams by Ray Herbert G2KU	31 Feb
Basic Computer Logbook by John Beaumont G3NGD	33 May
Basic QSOs In Italian Part 3 by Gareth Roberts GW4JXN	
and Paolo Pellegrineschi I5IJP	50 Jan
Bits & Bytes Special by Mike Richards G4WNC	24 May
Building On Experience by Rob Mannion G3XFD	26 Jan
Buying On A Budget - A Guide To Rally Bargain Hunting by Ben Nock G4BXD	40 July
Chasing That DX! - Breaking The 100 Barrier by Chris Page G4BUE	35 Nov
Chester To China by Chris Seward GW0PJX	42 Sep
Choosing & Using Your Computer	28 May
Closed For The Duration by Patrick Allely GW3KJW	39 Feb
Collector's Corner by Rob Mannion G3XFD	43 Feb
Computing The Code by Tex Swann G1TEX	44 June
Cruising On The Air by John Hines G0PNX	50 May
Data Modes Without Breaking the Bank! by Mike Richards G4WNC	29 May
Design Dilemmas by Ian Poole G3YWX	31 Oct
DXpertise With Devereux by Mike Devereux G3SED	30 Nov
Friendship - The Key To Ireland's Amateur Radio by Rob Mannion G3XFD	54 Aug
From Screwdriver To 'Scope by Elaine Richards G4LFM	22 Dec
Goodall's Goodies by John Goodall G0SKR	46 Aug
Harding's Home-Brew by Stephen Harding G4GJS	36 Dec
It's A Classic ... The Eddystone EC10 Receiver by Ben Nock G4BXD	48 May

It's A Classic ... The KW Vespa SSBTransmitter by Ben Nock G4BXD	48 July
It's A Classic ... The RCA AR88D Receiver by Ben Nock G4BXD	24 Oct
Kits & Bits - Building Your Hobby by Clive Hardy G4SLU	26 Jan
Mannion's Morse Method by Rob Mannion G3XFD	40 June
Mississippi Mystery - The MFJ Secret by Kathy Moore	25 July
Morse Choice by John Goodall G0SKR	27 June
Other Cases For Morse by John Worthington GW3COI	43 June
Pass The 'Black Country Screwdriver' Please by Ben Nock G4BXD	40 Dec
Peak Radio Practice by Dr. Andrew Taylor G4SSC	35 July
Pot Ratios By Computer by Jim Butler GM3ZMA	37 May
Practical Wireless Goes Dutch by Rob Mannion G3XFD	56 Sep
Push Start by John Goodall G0SKR	45 Mar
Reflecting On Collecting by Ben Nock G4BXD	36 Feb
Repeaters - The UHF Side by Tex Swann G1TEX	16 Feb
Seated One Day by John Worthington GW3COI	55 Jan
Some Morse News From You by Rob Mannion G3XFD	45 June
Switching On And Warming Up by Rob Mannion G3XFD	24 Feb
The 13th Annual <i>Practical Wireless</i> 144MHz QRP Contest Rules	48 June
The Forgotten Genius by Stephen Poole	30 Feb
The <i>Practical Wireless</i> 1995 144MHz QRP Contest Results	52 Nov
The <i>Practical Wireless</i> Datacard Guide by Kevin Nice G7TTC	53 May
The St Brandon DXpedition by Paul Fry G0FUS	40 Nov
The Welsh QRP Club - Three Watts From A Drainpipe by Leighton Smart GW0LBI	26 Apr
Top Band Targeting by John Hucklebridge G3ENR	53 Jan
Tour To Papa Stour by Robert G. Miles GM4CAQ	44 July
Traffic Signs For The Radio Amateur by James Glanville G3TZG	29 Mar
Valve & Vintage Special By Ron Ham	24 Feb
Wooding's World by Mike Wooding G6IQM	28 Sep
Your Guide To The Leicester Amateur Radio, Electronics & Computer Show	42 Nov
Your Guide To The London Amateur Radio & Computer Show	38 Mar

Theory

Antenna Workshop - 3-Element HF Beams by Ray Fautley G3ASG	46 Sep
Antenna Workshop - 50MHz Antennas by David Butler G4ASR	57 Jan
Antenna Workshop - Baluns by Gerald Stancey G3MCK	60 June
Antenna Workshop - Practical Antenna Advice by Rev. George Dobbs G3RJV	48 Apr
Antenna Workshop - Practical Portable Antennas by Rev. George Dobbs G3RJV	50 July
Antenna Workshop - Rafter Special by Ray Fautley G3AG	54 Mar
Antenna Workshop - Transmission Lines by Gerald Stancey G3MCK	48 Oct
Antenna Workshop - Tuned Feeders by John Heys G3BDQ	50 Nov
Antenna Workshop - Low Slung Antennas by John Heys G3BDQ	60 May
Around The Loop by Richard Q. Marris	40 May
Back To Basics - Transmitting Antennas by Gerald Stancey G3MCK	45 Jan
EMC - The Mobile Menace by Richard Ayley G6AKG	Part 1 27 Mar
EMC - The Mobile Menace by Richard Ayley G6AKG	Part 2 40 Apr
Examining An Image Problem by Murray Ward G3KZB	44 Feb
Examining An Image Problem by Murray Ward G3KZB	46 May
External Noise Vs Receiver Sensitivity by Mike van der Westhuizen ZS6UP	36 Oct
Gaining Power by Patrick Allely GW3KJW	52 Sep
Multi-Delta Antennas by Denis Payne G3KCR	34 Aug

Book Reviews

<i>A Comprehensive Radio Guide, Books 1 - 5</i>	17 Nov
<i>Cubical Quad Antennas</i>	45 Nov
<i>Electron Tube Locator</i>	55 Aug
<i>Essential Characteristics (Tubes & Transistors)</i>	55 Aug
<i>Handbook of Radio, TV, Industrial & Transmitting Tube & Valve Equivalents</i>	17 Nov
<i>Practical Electronics Handbook</i>	46 June
<i>Radio Amateur Callbook - International Listings</i>	59 Apr
<i>Radio Amateur Callbook - North American Listings</i>	59 Apr
<i>Radio Communication Handbook</i>	47 Jan
<i>RCA Receiving Tube Manual</i>	55 Aug
<i>RCA Transmitting Tubes</i>	55 Aug
<i>Reflections - Transmission Lines And Antennas</i>	47 Jan
<i>The ARRL Operating Manual</i>	45 Nov
<i>The Complete DXer</i>	45 Nov
<i>The RSGB Amateur Radio Callbook & Information Directory</i>	47 Jan
<i>World Radio TV Handbook 1995</i>	59 Apr

Reviews

ADI AT-200/400 144/430MHz Hand-Held Transceivers by Donna Vincent G7TZB	48 Sep
Alinco DJ-191 144MHz Hand-Held Transceiver by Richard Newton G0RSN	18 Dec
Alinco DJ-G5 Dual-Band Hand-Held by Rob Mannion G3XFD	44 Sep

Alinco DR-150E 144MHz Mobile Transceiver by Kevin Nice G7TZC	24 June
Alinco DR-160E 144/430MHz Dual-Band Transceiver by Kevin Nice G7TZC	22 July
Alinco DX-70 HF & 50MHz Multi-mode Transceiver by Rob Mannion G3XFD	31 Aug
Electronic Workbench Version 4 by Mike Rowe G8JVE	22 Oct
Icom IC-W31E Dual-Band Hand-Held Transceiver by Richard Newton G0RSN	20 Oct
Icom IC-Z1E 144MHz Hand-Held Transceiver by Kevin Nice G7TZC	40 Oct
Index QRP Plus Transceiver by John Goodall G0SKR	22 Feb
Kenwood TS-870S HF Transceiver by Rob Mannion G3XFD	26 Dec
MFJ-784 Digital Signal Processing Filter by Ed Taylor G3SQX	24 Jan
PK-232 MBX Multi-Mode Controller by Roger Cooke G3LDI	48 Feb
QRP Sprint 3.5MHz Transceiver by Peter Barville G3XJS	33 Jan
SD-610 HF Antenna by John Goodall G0SKR	37 Aug
Yaesu FT-10R 144MHz Hand-Held Transceiver by Tex Swann G1TEX	46 Nov
Yaesu FT-51R Dual-Band Hand-Held Transceiver by Richard Newton G0RSN	22 May
Yaesu FT-8500 Dual-Band Mobile Transceiver by Leighton Smart GW0LBI	25 Nov
Yaesu FT-900AT Transceiver by Rob Mannion G3XFD	24 Mar

Obituary

Jack Hum G5UM - An Appreciation	22 Apr
---------------------------------	--------

Regulars

Arcade. 67 Jan, 59 Feb, 67 Mar, 59 Apr, 67 May, 67 June

Bargain Basement. 69 Jan, 61 Feb, 69 Mar, 61 Apr, 69 May, 69 June, 67 July, 67 Aug, 67 Sep, 59 Oct, 75 Nov, 57 Dec

Bits & Bytes - The Computer In Your Shack. by Mike Richards G4WNC. 60 Jan, 53 Feb, 59 Mar, 53 Apr, 56 June, 61 July, 61 Aug, 61 Sep, 54 Oct, 72 Nov, 54 Dec

Broadcast Round-Up. by Peter Shore. 65 Jan, 57 Feb, 65 Mar, 57 Apr, 64 May, 64 June, 64 July, 64 Aug, 64 Sep, 53 Oct, 73 Nov, 53 Dec

Club Spotlight. 18 Jan, 20 Feb, 18 Mar, 18 Apr, 18 May, 18 June, 16 July, 20 Aug, 20 Sep, 16 Oct, 20 Nov, 13 Dec

Competitions.

Spot The Difference - 16 Jan, 19 Mar, 16 June, 24 Aug, 9 Oct, 9 Dec
Wordsearch - 9 Feb, 9 May, 18 July, 9 Sep, 9 Nov

Dayton '95 Promo. 67 Jan, 59 Feb, 21 Mar

Editor's Keylines. by Rob Mannion G3XFD. 9 Jan, 9 Feb, 9 Apr, 9 May, 9 June, 6 July, 9 Aug, 9 Sep, 9 Oct, 9 Nov, 9 Dec

Endnotes. 75 July, 75 Aug, 75 Sep, 67 Oct, 83 Nov, 67 Dec

Focal Point - The World of ATV. by Andy Emmerson G8PTH. 58 Feb, 58 Apr, 65 June, 65 Aug, 58 Oct, 56 Dec

Free Gifts

430MHz (70cm) Repeater Databcard Mar

Guest Keylines. Clive Trotman GW4YKL President Radio Society of Great Britain 1995 9 Mar

HF Bands Report. by Paul Essery GW3KFE. 64 Jan, 56 Feb, 60 Mar, 56 Apr, 59 May, 59 June

HF Far & Wide. by Leighton Smart GW0LBI. 58 July, 58 Aug, 62 Sep, 50 Oct, 64 Nov, 50 Dec

News '95. 12 Jan, 12 Feb, 12 Mar, 12 Apr, 12 May, 12 June, 10 July, 12 Aug, 12 Sep, 12 Oct, 12 Nov, 12 Dec

Novice Natter. by Elaine Richards G4LFM. 14 Jan, 18 Feb, 16 Mar, 16 Apr, 16 May, 16 June, 12 July, 16 Aug, 16 Sep, 18 Oct, 18 Nov, 16 Dec

Packet Panorama. by Roger Cooke. 64 Mar, 65 May, 65 July, 65 Sep, 74 Nov

PW Book Service. 72 Jan, 64 Feb, 72 Mar, 64 Apr, 72 May, 72 June, 71 July, 71 Aug, 71 Sep, 63 Oct, 79 Nov, 63 Dec

Radio Diary. 52 Jan, 45 Feb, 20 Mar, 13 Apr, 17 May, 46 June, 17 July, 25 Aug, 25 Sep, 17 Oct, 16 Nov

Receiving You. 10 Jan, 10 Feb, 10 Mar, 10 Apr, 10 May, 10 June, 8 July, 10 Aug, 10 Sep, 10 Oct, 10 Nov, 10 Dec

Scene USA. by Ed Taylor WT3U. 56 July, 56 Oct

Special Offers

DB-1101 Dual Band Antenna	20 Mar
DB-7900 Dual-Band Antenna	20 Mar
NB-30W 144Mhz Power Amplifier	20 Mar
Passport To World Band Radio 1996	62 Nov
PW Gift Subscription	43 Dec
QS-200 Dashboard Mobile Holder	52 Jan
Radio Amateur And Listener's Data Handbook	17 Feb
Short Wave Communications	19 Apr
Short Wave Communications	24 Sep
The ARRL Satellite Anthology 2nd Edition	62 Nov
World Radio TV Handbook 1994 Edition	67 June

Specifications - The Mysteries Explained. by Ian Poole G3YWX. 49 Jan, 46 Feb, 57 Mar, 46 Apr, 56 May, 53 June, 52 July, 52 Aug, 55 Sep, 63 Nov, 46 Dec

Subs Club Special Offers

Alinco DJ-S1EZA 144MHz Hand-Held Transceiver	16 Nov
All About Vertical Antennas	67 Mar
All About VHF Amateur Radio	24 Sep
Antennas And Techniques For Low Band DXing	19 Jan
MFJ-259 Antenna Analyser	20 Dec
MJF-948 Antenna Tuner	25 Aug
PCs Made Easy	67 May
Peter Jones Morse Keys	23 June
Radio Communication Handbook	21 Feb
RSGB Amateur Radio Callbook & Information Directory	21 Feb
The ARRL Antenna Compendium Vol. 4	18 July
The Superhet Radio Handbook	17 Oct
V968 NiCad Battery Charger & 8 x 500mAh NiCad Cells	19 Apr
MFJ-259 Antenna Analyser	20 Dec

Valve & Vintage.

by Ben Nock G4BXD	68 Nov
by Charles Miller	42 Oct
by Phil Cadman G4JCP	58 Sep, 44 Dec
by Ron Ham	58 Jan, 50 Apr, 54 May, 54 June, 54 July, 56 Aug

VHF Report. by David Butler G4ASR. 62 Jan, 54 Feb, 62 Mar, 54 Apr, 62 May, 62 June, 62 July, 62 Aug, 26 Sep, 45 Oct, 70 Nov, 48 Dec

STILL AVAILABLE - PW BACK ISSUES 1991-1995!

But hurry as stocks are limited.

To order back issues either use the Order Form on page 62 of this issue or telephone the Credit Card hotline on (01202) 659930.

Classified Ads

To advertise on this page see booking form below.

Computer Software & Hardware

JVfax/SSTV, HamComm, PktMon. 9FD/25FD Tx/Rx Interface, programs, manuals, pictures. £28.50. SASE leaflets. G8SLB (QTHR). Tel: 0181 595-0823.

Miscellaneous

DIY INEXPENSIVE RADIO PROJECTS. Easy to make, SAE, RYLANDS, 39 Parkside Avenue, Southampton SO1 9AF.

VALVE ENTHUSIASTS: Capacitors and other parts At attractive prices! Ring for free list. Geoff Davies (Radio), Tel: (01788) 574774.

REMEMBER RADIO LUXEMBOURG, London, Caroline etc. Radio tapes from £2.20. Camradio, 70 Willow Way, Amptill, Beds MK45 2SP.

Wanted

WANTED FOR CASH Valve or solid state communication receivers Pre-1980. Preferably working and in good condition. Non working sets considered also domestic valve radios. Items of Government surplus wireless equipment and obsolete test equipment. Pre-1965 wireless and audio components and accessories. Pre-1975 wireless and TV books and magazines. Also, most valves wanted for cash. Must be unused and boxed. CBS, 157 Dickson Road, Blackpool, FY1 2EU. Tel: (01253) 751858 or Fax: (01253) 302979.

WANTED high gain ferrite rod aerials must be half inch in diameter no more or less. Must be six inches long or more. Contact Peter Tankard on Sheffield 0114 2343030 any time.

EDDYSTONE 730/4 communications receiver, must be in good working order. Tel: Brian 0181-651 5345.

Morse

TAKE THE STRAIN OUT OF LEARNING TO SEND AND RECEIVE MORSE. Works with any PC compatible. ONLY £8.99 from **SHOESTRING SOFTWARE**, 78 Carmarthen Road, Swansea SA1 1HS (FREE DEMO AND CATALOGUE AVAILABLE, 3.5" DISKS ONLY).

Shareware

SCIENTIFIC SHAREWARE

Discover the true wealth of PD and shareware for the PC. Since 1982 PDSL have supplied the best and latest programs covering all interests.

Business, Leisure, Engineering, CAD, DTP, Maths, Stats, Chemistry, Education, Electronics, Ham Radio, Esoteric, Medical, Raytracing, Programming & languages, Tools, Utilities, WP, Editors, Comms, Special applications, Esoteric, Novelty, Astronomy & hundreds more.

All software can be provided on floppy disc or CD ROM. Whatever your interest in we probably have. Send today for our PC Shareware reference guide. It runs to more than 250,000 words and is probably the most comprehensive catalogue currently available.

Send £2.50 (voucher provided refundable on first order) or Phone/FAX using Access/Visa/MC to:

PDSL, Winscombe House, Beacon Road, Crowborough, East Sussex TN6 1UL
Tel: (01892) 663298 FAX: (01892) 667473

RAE Video

RAE "THE VIDEO" The definitive learning aid for the exam! A full three hour VHS video based on the highly successful training course developed by Chris Budd G0LOJ.

This unbeatable package comes complete with a detailed course study booklet, packed with key learning points, facts and diagrams for instant reference and easy revision. Only £22.50 plus £2 post & packing or available to callers.

Send cheque or postal order to:

TRICORN MARKETING LTD 31 Berkeley Square, Bristol BS8 1HP. Tel: 0117-921 5390.

DISCLAIMER

Some of the products offered for sale in advertisements in this magazine may have been obtained from abroad or from unauthorised sources. *Practical Wireless* advises readers contemplating mail order to enquire whether the products are suitable for use in the UK and have full after-sales back-up available.

The publishers of *Practical Wireless* wish to point out that it is the responsibility of readers to ascertain the legality or otherwise of items offered for sale by advertisers in this magazine.

For Sale

VINTAGE SERVICE DATA, circuits & manuals - for: HiFi, Military, Radio, Television & car radio up to the 1060's. Free brochure. Savoy Hill Publications, "Seven Ash Cottage", Seven Ash, Combe Martin, North Devon, EX34 0PA. Tel: (01271) 882665.

TRANSCIEVER PRC 316 HF, AM, CW, watts output with headphones and boom microphone and manual last few. £105. Megger crank handle type 500v. £45. All prices include P&P send large SAE for list. C.P. Surplus, 56A Worcester Street, Wolverhampton WV2 4LP. Tel: (01902) 203115.

24cm ATV EQUIPMENT, transmitters, Pre-Amps, Antennas. SAE G81KP, 1 Melstock, Weymouth, Dorset DT3 6JX.

TECHNICAL MANUALS, AR88, CR100, R210, HR0. £5 each. Circuits £1.50. Hundreds available. SAE list. Bentley, 27 De Vere Gardens, Ilford, Essex IG1 3EB. Tel: 0181-554 6631.

JAPANESE GAAS-FET, RF power module, microwave TR's and devices for communication and industrial use. T.YOSHIHARA OSAKA 564, JAPAN, Cable: TYOSHIHARA SUITA. FAX: 816-338 3381.

TRANSCIEVER P.R.C. 316 H.F.A.M.C.W. Watts output with headphones and boom microphone and manual last few. £105.00 Megger crank handle type 500V £45.00. All prices include P&P send large S.A.E. for list. C.P. Surplus 56a Worcester Street Wolverhampton WV2 4LL. Tel: 01902 20315

ORDER FORM FOR CLASSIFIED ADS PLEASE WRITE IN BLOCK CAPITALS

The prepaid rate for classified advertisements is 42 pence per word (minimum 12 words), box number 70p extra. Semi-display setting £13.90 per single column centimetre (minimum 2.5cm). Please add 17.5% VAT to the total. All cheques, postal orders, etc., to be made payable to the PW Publishing. Treasury notes should always be sent by registered post. Advertisements, together with remittance should be sent to the Classified Advertisement Dept., Practical Wireless, Arrowsmith Court, Station Approach, Broadstone, Dorset BH18 8PW. Tel: (01202) 659920, Fax: (01202) 659950

Please insert this advertisement in the issue of Practical Wireless (if you do not specify an issue we will insert it in the next available issue of PW) for insertion/s. I enclose Cheque/P.O. for £..... (42p per word, 12 minimum, please add 17.5% VAT to total).

Name:

Address:

Telephone No.:

Box Number @ 70p: Tick if appropriate ☐

Category heading:

Valves

VALVES GALORE Most valves available from stock. Otherwise obtained quickly. Please send SAE stating requirements or telephone. **VALVE & ELECTRONIC SUPPLIES** Chevet Books, 157 Dickson Road, Blackpool FY1 2EU. Tel: (01253) 751858 or Fax: (01253) 302979.

VALVES WANTED for cash: KT88, PX4, PX25 £45; DA100 £75; EL34, EL37 £10; ECC81/CV4024, CV4003, CV4004, ECC83 £3. Valves must be Mullard/GEC, West European to achieve the price. Ask for our free wanted list. Prompt and courteous service. Visitors by appointment only (we are a very busy Export Warehouse).

Billington Export Ltd. Billingshurst, Sussex.
Tel: (01403) 784961. Fax: (01403) 783519.

TOP PRICES PAID

for all your valves, tubes, semi-conductors and ICs.

Langrex Supplies Ltd.,
1 Mayo Road, Croydon,
Surrey CR0 2QP.

TEL: 0181-684 1166. FAX: 0181-684 3056.

Receivers

B.F.O. KITS Resolves single side-band on almost any radio, £16.49. H. CORRIGAN, 7 York Street, Ayr KA8 8AR.

Educational

COURSE FOR CITY AND GUILDS Radio Amateurs Examination. Pass this important examination and obtain your licence, with an RRC Home Study Course. For details of this and other courses (GCSE, career and professional examinations, etc) write or phone - THE RAPID RESULTS COLLEGE, DEPT JX116, Tuition House, London SW19 4DS. Tel: 0181-947 7272 (9am-5pm) or use our 24hr Recordcall service 0181-946 1102 quoting JX300.

HEATHKIT EDUCATIONAL PRODUCTS UK DISTRIBUTOR/SPARES AND SERVICE CENTRE. Cedar Electronics. 12 Isbourne Way, Broadway Road, Winchcombe, Cheltenham. Glos. GL54 5NS. Tel: (01242) 602402.

R.A.E. Pay as you learn correspondence. £3 per lesson includes tuition. Ken Green, C Eng, M.I.E.E., Chylean, Tintagel, Cornwall. Tel: (01840) 212262.

The international group for all **WEATHER SATELLITE enthusiasts**



RIG publishes a quarterly journal containing many images from space, some in colour. Orbital elements and predictions. Articles about the interpretation of weather images, equipment construction and software and all the news of weather satellites.

RIG supplies (to members only): receivers etc. at a discount, shareware of relevant programs, images on disk and CD-ROM.

Send for free Information Pack (UK readers SAE please) to:-
RIG-P4, PO Box 142, RICKMANSWORTH, Herts WD3 4RQ, England.

ELECTRONICS VALVES & SEMICONDUCTORS

Phone for a
most courteous quotation

081-743 0899
Fax: 081-749 3934

We are one of the largest stockists of valves etc, in the U.K.

COLOMOR (ELECTRONICS) LTD.

170 GOLDHAWK ROAD
LONDON W12 8HJ

Please mention
**practical
Wireless**
when replying to advertisements



The UK Scanning Directory 4th Edition - Lists over 20,000 Spot Frequencies

Here is the book every scanner owner has been waiting for! Listing over 20,000 spot frequencies 25MHz - 1.615GHz, remains the biggest and best guide, and covers utilities, security, telephones, military and lots more we dare not mention! Price £17.50 + £1 UK post. Overseas post add £2 Europe & sea, or £5 airmail.



INTERPRODUCTS (P65)
8 Abbot Street, Perth PH2 0EB, Scotland Tel. & Fax: 01738 441199



From The U.K.

Tel: 001-203-666-6227

Fax: 001-203-667-3561



LENTINI COMMUNICATIONS, INC.

AMATEUR • SHORTWAVE • SCANNERS • COMMERCIAL
TWO-WAY • MARINE

DAILY EXPORT TO THE U.K.

YAESU, KENWOOD, ICOM, STANDARD, ALINCO

Martin Cook, N1FOC/GOTPO Sales

21 Garfield Street, Newington, Connecticut 06111-2834 U.S.A.

Visa & Mastercard Accepted

THAMES VALLEY

ELECTRONICS RALLY

The Grandstand Hall

Sunbury on Thames, Middx.
400 yards from Junction 1 off M3.

**KEMPTON PARK
RACE COURSE**

SUNDAY 3rd DECEMBER, 1995

10.30am - 4.30pm 10am FREE ENTRY to the Bring and Buy Stand.
Exhibitors invited. Manufacturers & retailers, accessory suppliers, antenna suppliers, computers & component retailers etc.

FREE CAR PARK. EVENT ON ONE FLAT LEVEL. REFRESHMENTS AND BAR

AVAILABLE. Adults £1.50. • OAP's £1.00.

Accompanied children up to 14 yrs FREE.

HD Promotions. Tel: 01494 450504



SureData

PO Box 314, Edware, Middx HA8 6ED
Tel/Fax 0181 905 7488 (24 hours)



Second User PCs



- ◆ I have a large range of 386 and 486 second user PCs ideal for amateur radio, student or family.
- ◆ If you want a new PC, Monitor, System Unit, Hard Drive, Mother Board.
- ◆ Give me a call and I'll be pleased to advise you as to the best system configuration and price to meet your needs and pocket.

- ◆ If you already have a PC and want to upgrade it phone me for a quote.

◆ 73's JOHN G3TLU



Advertisements are expected to conform to rules and standards laid down by the Advertising Standards Authority. Most do. The few that don't we'd like you to write in about.

And if you'd like a copy of these rules for press, poster and cinema advertisements, please send for our booklet. It's free.

The Advertising Standards Authority.

We're here to put it right. ✓

ASA Ltd., Dept. Y, Brook House, Torrington Place, London WC1E 7HN.

ORDER FORM

FOR ALL MAIL ORDER PURCHASES IN PRACTICAL WIRELESS

SUBSCRIPTIONS

PRACTICAL WIRELESS - 1 YEAR

☐ £22.00 (UK) ☐ £25.00 (Europe) ☐ \$45* (USA) ☐ £27.00 (Rest of World)

SPECIAL JOINT SUBSCRIPTION WITH SHORT WAVE MAGAZINE (1 YEAR)

☐ £42.00 (UK) ☐ £47.00 (Europe) ☐ \$80* (USA) ☐ £51.00 (Rest of World)

* \$ cheques only please.

Please start my subscription with the issue.

SUBS CLUB/READER OFFER Page 20

☐ I am a PW Subscriber please send me MFJ-259 Antenna Analyser @ £204.95 inc. P&P & VAT (UK).

My Subscriber Number is

☐ I am a PW Reader please send me MFJ-259 Antenna Analyser @ £219.95 inc. P&P & VAT (UK) and my FREE PW Subscription.

Overseas readers please apply for postage rates.

BINDERS

☐ Please send me PW Binder(s)

@ £5.50 each.£

Postal charges: £1 for one, £2 for two or more (UK & overseas surface).

BOOKS

☐ Please send me the following book/s,

.....£

.....£

.....£

.....£

.....£

Postal charges.

UK: £1 for one, £2 for two or more.....£

Overseas:

£1.75 for one, £3.50 for two or more.....£

NEW FASTER NEXT DAY SERVICE (UK)

(For orders received am) £3.75.....£

GRAND TOTAL£

We have re-designed our Order Form to accommodate the new Cardcharge service for Subscribers. This enables Subscribers to save a lot of hassle by using their credit card to pay for their subscription on an automatic annual renewal basis. To take advantage of this service complete the special Cardcharge form at the foot of this page and we will take care of the rest.

CREDIT CARD ORDERS TAKEN ON (01202) 659930

between the hours of 8.30 am - 4.30 pm Outside these hours your order will be recorded on an answering machine.

FAX ORDERS TAKEN ON (01202) 659950

Or please fill in the details ticking the relevant boxes, a photocopy will be acceptable to save you cutting your beloved copy!

To: PW Publishing Ltd., FREEPOST, Arrowsmith Court, Station Approach, Broadstone, Dorset BH18 8PW.

PAYMENT DETAILS

Name

Address

.....Postcode

Telephone No.

I enclose cheque/PO (Payable to PW Publishing Ltd.) £

\$

Or

Charge to my Access/Visa Card the amount of £

\$

Card No. []

Valid fromto.....

SignatureTel:.....

Orders are normally despatched by return of post but please allow 28 days for delivery. Prices correct at time of going to press. **Please note:** all payments must be made in Sterling.

CREDIT CARD ORDERS TAKEN ON (01202) 659930

FAX ORDERS TAKEN ON (01202) 659950

Use this part of the Order form **only** if you want to use Cardcharge to pay for your subscription. If you want to take out a subscription, or order other items and want to pay by conventional methods, please use the main part of the Order Form.

CARDCHARGE AUTHORITY (for subscriptions only)

To

I authorise you, until further notice in writing, to charge mycard unspecified amounts in respect of.....(yearly magazine subscription)

as and when they become due

Visa/MasterCard account number

[] [] [] [] [] [] [] [] [] [] [] [] [] [] [] [] [] [] [] []

Expiry date

[] [] [] [] [] []

Name (as on credit card).....

Full Address.....

.....

.....

.....Postcode.....

Merchant reference: 6940936

Signature

Date

This authority may be cancelled by writing to PW Publishing Ltd. at any time.

BOOK SERVICE



TO ORDER: PLEASE USE THE ORDER FORM ON PAGE 62 OR
TELEPHONE THE CREDIT CARD HOTLINE ON (01202) 659930 (24 HOURS)

The books listed have been selected as being of special interest to our readers. They are supplied direct to your door. Many titles are overseas in origin.

LISTENING GUIDES

Airband

AIR BAND RADIO HANDBOOK 5th Edition

David J. Smith
Air band radio listening enables you to listen-in on the conversations between aircraft and those on the ground who control them, and is an increasingly popular and fascinating hobby. A new chapter on military air band has been added. The author, an air traffic controller, explains more about this listening hobby.
190 pages. £8.99

AIR & METEO CODE MANUAL 14th Edition

Joerg Klingenfuss
Detailed descriptions of the World Meteorological Organisation Global Telecommunication System operating FAX and RTTY meteo stations, and its message format with decoding examples. Also detailed description of the Aeronautical Fixed Telecommunication Network amongst others.
358 pages. £20.00

AIRWAVES 95

The Complete HF/VHF/UHF Aviation Frequency Directory.
Much of the more obscure (especially military) information is made accessible in this volume. Not only are facilities/activities listed, giving their frequencies, but also there are reverse lists - when the frequency is known, the allocated user can be found.
Airways sectors are listed so much more clearly than in the Supplements. The main transponder code groups are included. In fact, the book covers all the way from h.f. up to u.h.f.
100 pages. £7.95

AIRWAVES EUROPE

This spirally bound book is published in a similar format to *Airwaves 95* and contains over 5000 aviation frequencies. There are v.h.f./u.h.f. civil and military airband frequencies given for 38 countries and their dependencies in east and west Europe. A must for airband enthusiasts both in the UK and Europe. 124 pages. £9.50.

CALLSIGN 95

The Civil & Military Aviation Callsign Directory
Intended for the aircraft and radio enthusiast to use as a stand alone reference, or as a partner to *Airwaves 95*. Over 5300 military and 3000 civil callsigns are covered in detail.
108 pages. £7.95

FLIGHT ROUTINGS 1995

Compiled by T.T. & S.J. Williams
This guide was produced with the sole aim of assisting airband listeners to quickly find details of a flight, once they have identified an aircraft's callsign. Identifies the flights of airlines, schedule, charter, cargo and mail, to and from the UK and Eire and overflights between Europe and America.
140 pages. £6.50

HIGH IN THE SKY

Davis Barker & McKenzie
This new edition comprises ten sections. The first seven sections are an introduction of radios, antenna and radio communications, information about airways, sections covering v.h.f. and h.f. aeronautical communications, and a brief look at ACARS. The majority of the book is taken-up by section eight, which lists all known Selcalls in three different sequences (by airline/operator, by Selcall and by registration). The 9th section is devoted to Selcalls used by executive jets, these are separate, since these Selcalls are not always fixed. Mostly re-written this volume contains the all-important frequency listings for the aeronautical networks, airlines, the military and the commercial networks.
166 pages. £6.95

THE AIRBAND JARGON BOOK

Ron Swinburne
Designed to give the newcomer some guidance on what to expect from Airband and how to extract the most from listening to it.
This guide is essential reading for those not involved in the aviation industry. It gives a valuable insight to many aspects of aviation. Explained are the principles of Airband reception, aircraft instrumentation, radio services, weather navigation, etc. and air traffic control, to list but a few. Read this book and you could well be hooked.
72 pages. £6.95

UNDERSTANDING ACARS 2nd Edition

Aircraft Communications Addressing and Reporting System
Ed Flynn
Here is the information you need to understand and decode the Aircraft Communications Addressing and Reporting System, otherwise known as ACARS. Deals with the equipment needed as well as message format and type.
80 pages. £9.95

WORLDWIDE AERONAUTICAL COMMUNICATIONS FREQUENCY DIRECTORY 2nd Edition

Robert E. Evans
This book covers aeronautical radio communications, voice and digital, within the range of h.f. and v.h.f./u.h.f. frequency bands. Commercial, military and para-military operations are included. Divided into logical sections, it provides useful information and frequencies on almost anything and everything airband.
260 pages. £19.95

Broadcast

A GUIDE TO THE WORLD'S RADIO STATIONS BP355

Peter Shore
As in 'Broadcast Round-up', his column in PW, Peter Shore has laid this book out

in world areas, providing the listener with a reference work designed to guide around the ever-more complex radio bands. There are sections covering English language transmissions, programmes for DXers and s.w.l.s. Along with sections on European medium wave and UK l.m. stations.
266 pages. £5.95

POP WENT THE PIRATES

Keith Skues
A very comprehensive history of Pirate Radio. Thanks to *Pop Went The Pirates* the whole era of people seeking to provide a popular alternative radio service, under quite considerable opposition, will be remembered. I don't suppose we will ever see or hear the like of it again. £15.95

Datamodes

GUIDE TO FAX RADIO STATIONS

15th Edition
Joerg Klingenfuss
The new edition of this super reference book covers the world's facsimile stations, their frequencies and methods of working. There is a section covering the equipment needed to receive FAX over the radio. To give you an idea of what is available there are many pages of off-air received FAX pictures.
392 pages. £20.00

GUIDE TO UTILITY STATIONS

13th Edition
Joerg Klingenfuss
This book covers the complete short wave range from 3 to 30MHz together with the adjacent frequency bands from 0 to 150kHz and from 1.6 to 3MHz. It includes details on all types of utility stations including FAX and RTTY. There are 19549 entries in the frequency list and 3590 in the alphabetical callsign list plus press services and meteorological stations. Included are RTTY & FAX press and meteo schedules. There are 11800 changes since the 10th edition. 534 pages. £30.00

POCKET GUIDE TO RTTY AND FAX STATIONS

Bill Laver
A handy reference book listing RTTY and FAX stations, together with modes and other essential information. The listing is in ascending frequency order, from 1.6 to 26.8MHz.
57 pages. £3.95

RADIOTELETYPE CODE MANUAL 13th Edition

Joerg Klingenfuss
This book gives detailed descriptions of the characteristics of telegraph transmission on short waves, with all commercial modulation types including voice frequency telegraphy and comprehensive information on all RTTY systems and c.w. alphabets.
96 pages. £14.00

Frequency Guides

1995 Super Frequency List

Joerg Klingenfuss
This new CD-ROM has been designed for use with IBM PCs or clones running Windows 3.1. The CD-ROM comes complete with its own viewing software and includes 14000 frequencies that have been extracted from the Klingenfuss *Guide to Utility Stations*. This frequency listing is supplemented by 1000 abbreviations and 1200 formerly active frequencies. As this list was last updated in January '95 it's well up-to-date.
£20.00

FERRILL'S CONFIDENTIAL FREQUENCY LIST 9th Edition


Compiled by Geoff Hallihey
Spirally bound, this easy-to-use reference book covers 1.6 - 28MHz in great depth, all modes and utility services, with new reverse frequency listing showing every known frequency against each callsign, who's using what frequency and mode, what's that callsign?
386 pages. £17.95

PASSPORT TO WORLD BAND RADIO 1996

This book gives you the information to explore and enjoy the world of broadcast band listening. It includes features on different international radio stations, receiver reviews and advice as well as the hours and language of broadcast stations by frequency. The 'blue pages' provide a channel-to-channel guide to world band schedules. 528 pages. £14.50

SHORT WAVE INTERNATIONAL FREQUENCY HANDBOOK

This book contains a comprehensive frequency listing covering 400kHz - 30MHz



PW BOOK SERVICE



(01202) 659930 (24 HOURS)

Internet orders: bookstore@pwpub.demon.co.uk

and is packed with everything from the basics of short wave listening to explaining FAX and RTTY. In this updated version there are many new broadcast and utility stations listed.

188 pages. £12.95

UK SCANNING DIRECTORY 4th Edition

This spiral bound book lists over 20000 UK spot frequencies from 25MHz to 1.6GHz. Articles on scanning in the UK.
335 pages. £17.50

WORLD RADIO TV HANDBOOK 1995

Country-by-country listing of l.w., m.w. & s.w. broadcast and TV stations. Receiver test reports, English language broadcasts. The s.w.l.'s bible.
608 pages. £15.95

General

EAVESDROPPING ON THE BRITISH MILITARY

Michael Cannon
For the very first time a book has been published showing how to monitor British Military communications. All you need is a short wave receiver, lots of time and patience, and this secret world will open up to you, providing many hours of enjoyment. Also included is the largest British military callsign list ever to be published.
166 pages. £17.50

THE COMPLETE SHORT WAVE LISTENER'S HANDBOOK 4th Edition

Hank Bennett, Harry Helms & David Hardy
This book is a comprehensive guide to the basics of short wave listening. Everything you need to get started as an s.w.l. is explained in a clear and easily understood manner. Receivers, antennas, frequencies, propagation, Q-codes, etc. are all covered.
321 pages. £17.95

SHORT WAVE COMMUNICATIONS

Peter Rouse GUIDOK
Covers a very wide area and so provides an ideal introduction to the hobby of radio comms. International frequency listings for aviation, marine, military, space launches, search and rescue, etc. Chapters on basic radio propagation, how to work your radio and what the controls do, antennas and band plans.
187 pages. £4.50

Satellite

AN INTRODUCTION TO AMATEUR COMMUNICATIONS SATELLITES

BP290. A. Pickard
This book describes several currently available systems, their connection to an appropriate computer and how they can be operated with suitable software. The results of decoding signals containing such information as telemetry data and weather pictures are demonstrated.
102 pages. £3.95

AN INTRODUCTION TO SATELLITE COMMUNICATIONS BP326

F. A. Wilson
A simple, (with the minimum of mathematics) beginner's book covering satellite communications in a practical way. It provides a handy basic reference source on this complex subject and is aimed at up-dating someone who is familiar with radio communications. 230 pages. £5.95

ARRL SATELLITE ANTHOLOGY

The best from the Amateur Satellite News column and articles out of 31 issues of QST have been gathered together in this book. The latest information on OSCARS 9 through 13 as well as the RS satellites is included. Operation on Phase 3 satellites (OSCAR 10 and 13) is covered in detail.
97 pages. £5.95

NEWNES GUIDE TO SATELLITE TV

Derek Stephenson
This book, the 3rd edition, is a hard bound volume, printed on high quality paper. The author is a satellite repair and installation engineer and the book covers all information needed by the installation engineer, the hobbyist and the service engineer to understand the theoretical and practical aspects of satellite reception with dish installation and how to trouble-shoot when picture quality is not up to anticipated reception. Mathematics has been kept to a minimum.
371 pages. £18.95

SATELLITE EXPERIMENTER'S HANDBOOK 2nd Edition

Martin Davidoff K2UBC
The book is divided into four main sections - History, Getting Started, Technical

Topics and Appendices. It provides information on spacecraft built by, and for, radio amateurs. In addition, it discusses weather, TV-broadcast and other satellites of interest to amateurs. 313 pages. £14.50

SATELLITE TELEVISION

A layman's guide
Peter Pearson

Pictures from space, that's what satellite television is all about. Orbiting satellites, 35000km high, receive TV signals from stations on the earth and re-transmit them back again. This book explains all you need to know to set up your own satellite TV terminal at home, dish and accessories, cable and tuner.
73 pages. £1.00

SATELLITE TELEVISION INSTALLATION GUIDE

5th Edition
John Breeds

A practical guide to satellite television. Detailed guide-lines on installing and aligning dishes based on practical experience.
76 pages. £15.00

WEATHER SATELLITE HANDBOOK

5th Edition
Dr Ralph E. Taggart W8BDQT

This book explains all about weather satellites, how they work and how you can receive and decode their signals to provide the fascinating pictures of the world's weather. Plenty of circuit diagrams and satellite predicting programs.
192 pages. £14.50

WRTH SATELLITE BROADCASTING GUIDE

1995 Edition Bart Kuperus

This brand new publication, written by one of the experts from the respected World Radio TV Handbook, will be a great help to everyone interested in the world of satellite radio and television. Featuring over 300 pictures and graphics. All the information you need to know about installing your own satellite system.
366 pages. £15.95

Scanning

AN INTRODUCTION TO SCANNERS AND SCANNING BP311

I. D. Poole

This book is ideal for anyone wanting to know what scanning is, and how it works. There are also chapters on radio in general, covering antennas, radio waves and how they travel, types of transmissions, broadcasting and amateur radio. All in all a superb starter book.
152 pages. £4.95

SCANNER BUSTERS

D. C. Poole

This guide to the methodology of beating the electronic ban on Scanning, deals with the subject of scrambling and encryption systems. The author explains in simple terms how p.m.r. works, the new digital cellular radio telephone systems, spread spectrum, frequency hopping and emergency services communication. How to get more from your scanner and a list of frequencies to listen to are also covered. It is a great reference for both new scanner owners and veterans alike.
64 pages. £4.95

SCANNERS 2 INTERNATIONAL

Peter Rouse GU1DKD

The companion book to the best selling *Scanners* provides even more information on the use of v.h.f. and u.h.f. communications bands. It gives details on how to construct accessories to improve the performance of scanning equipment. The book is international in its scope and contains frequency allocations for all three ITU regions, including country-by-country variations.
261 pages. £9.95

SCANNERS 3 PUTTING SCANNERS INTO PRACTICE. New Edition 4th Revision

Peter Rouse

This is the fourth revised and completely updated edition of *Scanners*, the complete v.h.f./u.h.f. radio listeners' guide and contains everything you need to know to put your scanner to better use. There is vastly more information than ever before on frequency listing; in particular actual frequencies used by coastal stations, airfields and emergency services. Also for the first time h.f. (short wave) bands, as many scanners now cover these frequencies.
271 pages. £9.95

SCANNING SECRETS

Mark Francis

The mysteries of monitoring explained. Advice on buying and operating your scanner. Where to listen and how to gather obscure frequencies. The myths and folklore exposed. All the information need to unlock the potential of your scanner.
280 pages. £16.95

AMATEUR RADIO

Antennas & Transmission Lines

25 SIMPLE AMATEUR BAND AERIALS BP125

E. M. Noll

63 pages. £1.95

25 SIMPLE INDOOR AND WINDOW AERIALS BP136

E. M. Noll

50 pages. £1.75

25 SIMPLE SHORT WAVE BROADCAST BAND AERIALS BP132

E. M. Noll

63 pages. £1.95

25 SIMPLE TROPICAL AND MW BAND AERIALS BP145.

E. M. Noll

54 pages. £1.75

AERIAL PROJECTS BP105

Practical designs including active, loop and ferrite antennas plus accessory units.
96 pages. £2.50

ALL ABOUT VERTICAL ANTENNAS

W. I. Orr W6SAI & S. D. Cowan W2LX

Covers the theory, design and construction operation of vertical antennas. How to use your tower as a vertical antenna and compact vertical designs for restricted locations. All about loading coils and a.t.u.s.
192 pages. £7.50

ANTENNA EXPERIMENTER'S GUIDE

Peter Dodd G3LDO

Although written for radio amateurs, this book will be of interest to anyone who enjoys experimenting with antennas. You only need a very basic knowledge of radio

PW BOOK SERVICE

(01202) 659930 (24 HOURS)

Internet orders: bookstore@pwpub.demon.co.uk

& electronics to get the most from this book. Chapters include details on measuring resonance, impedance, field strength and performance, mats and materials and experimental antennas.
200 pages. £8.90

ANTENNA IMPEDANCE MATCHING (ARRL)

Wilfred N. Caron

Proper impedance matching of an antenna to a transmission line is of concern to antenna engineers and to every radio amateur. A properly matched antenna as the termination for a line minimises feed-line losses. Power can be fed to such a line without the need for a matching network at the line input. There is no mystique involved in designing even the most complex multi-element networks for broadband coverage.
195 pages. £14.50

ANTENNAS AND TECHNIQUES FOR LOW-BAND DXING (ARRL)

John Devoldere ON4UN

This unusual book will be of particular interest to 1.8, 3.5 and 7MHz operators as it's packed with information on antennas and operating tips for 'Top Band to Forty' fans. There are chapters on low band propagation, operating techniques, equipment and for the computer minded there's a chapter on newly-available low band software.
393 pages. £14.50

ANTENNAS FOR VHF AND UHF BP301

I. D. Poole

Antennas are a very important part of any receiver or transmitter and in this book the author gives a general background to antenna operation as well as describing antennas that are suitable for v.h.f. and u.h.f. operation. Chapters include Basic Concepts, Feeders, The Dipole, Aerial Measurements and Practical Aspects. There is something of use for everyone with an interest in antennas in this book.
104 pages. £4.95

ARRL ANTENNA BOOK 17th Edition

This volume now in its 17th edition contains essential information regarding propagation and constructional details of just about every type of antenna known to man. Included is a 3.5" diskette contain in PC programs for Yagi analysis, propagation forecasting, transmission line analysis and other. A definite must.
732 pages. £19.95

ARRL ANTENNA COMPENDIUM Volume One

Fascinating and hitherto unpublished material. Among the topics discussed are quads and loops, log periodic arrays, beam and multi-band antennas, verticals and reduced size antennas.
175 pages. £9.50

ARRL ANTENNA COMPENDIUM Volume Two

Because antennas are a topic of great interest among radio amateurs, ARRL HQ continues to receive many more papers on the subject than can possibly be published in QST. These papers are collected in this volume.
208 pages. £9.50

ARRL ANTENNA COMPENDIUM Volume Three

Edited by Jerry Hall KT1D

As the title suggests, this book is the third in the continuing series on practical antennas, theory and accessories produced by the ARRL. The book reflects the tremendous interest and activity in antenna work, and provides a further selection of antennas and related projects you can build.
236 pages. £9.50

ARRL ANTENNA COMPENDIUM Volume Four

The fourth volume in the ever popular series contains 38 previously unpublished articles, covering a wide range of antenna related topics - all the way from the maths intensive, heavyweight discussions to fun antennas for specific purposes, such as a balloon supported Field Day loop.

For the first time in the series there is a disk included with the book, which contains source data used to model many of the antennas. In short, there's something for virtually every antenna enthusiast.
204 pages. £14.50

BEAM ANTENNA HANDBOOK

W. I. Orr W6SAI & S. D. Cowan W2LX

Design, construction, adjustment and installation of h.f. beam antennas. The information this book contains has been compiled from the data obtained in experiments conducted by the authors, and from information provided by scientists and engineers working on commercial and military antenna ranges.
268 pages. £7.50

BUILD YOUR OWN SHORTWAVE ANTENNAS 2nd Edition

Andrew Yoder

This practical handbook puts at your fingertips the information you need to build your own short wave antennas. Clear diagrams and photographs show how to construct a variety of inexpensive antennas and masts.
208 pages. £14.95

CUBICAL QUAD ANTENNAS 3rd Edition

William Orr W6SAI and Stuart Cowan W2LX

Sub-titled 'How To Build And Adjust Quads' this book has been rewritten and brought up to date again. The theory of how quad antennas work in easy digestible form. See how to make quad antennas for bands between 10 and 50MHz.
109 pages. £7.50

EXPERIMENTAL ANTENNA TOPICS BP278

H. C. Wright

Experimenting with antennas is a great way to learn. With this author's approach it's also informative and enjoyable.
70 pages. £3.50

G-QRP CLUB ANTENNA HANDBOOK

Compiled and edited by P. Linsley G3PDL & T. Nicholson KA9WRI/GWOLNQ.

This book is a collection of antenna and related circuits taken from *Spratt*, the G-QRP Club's journal. Although most of the circuits are aimed at the low-power fraternity, many of the interesting projects are also useful for general use. Not intended as a text book, but offers practical and proven circuits.
155 pages. £6.99



HF ANTENNA COLLECTION (RSGB)

Edited by Erwin David G4LQI

This book contains a collection of useful, and interesting h.f. antenna articles, first published in the RSGB's *Radio Communication* magazine, between 1968 and 1989, along with other useful information on ancillary topics such as feeders, tuners, baluns, testing and mechanics for the antenna builder.
233 pages. £10.99

HF ANTENNAS FOR ALL LOCATIONS (RSGB)

Les Moxon G6XN

This book provides a reference source for all h.f. antenna work, whether it be for fixed, mobile or using test equipment. In effect it is a manual on antenna work, with useful tips, projects and ideas. 322 pages. £13.99

INTRODUCTION TO ANTENNA THEORY BP198

H. C. Wright

This book deals with the basic concepts relevant to receiving and transmitting antennas, with emphasis on the mechanics and minimal use of mathematics. Lots of diagrams help with the understanding of the subjects dealt with. Chapters include information on efficiency, impedance, parasitic elements and a variety of different antennas. 86 pages. £2.95

PRACTICAL ANTENNAS FOR NOVICES

John Heys G3BDQ

In this book, written especially for newly qualified holders of the UK novice Licence, John Heys describes in detail how to build simple but efficient antennas for each of the Novice bands up to 434MHz, as well as useful ancillary equipment to ensure that they are working correctly. A complete chapter is devoted to the safety and common-sense aspects of installing and using a transmitting antenna. This book will be invaluable not only to Novices, but also to any beginning amateur looking for easy-to-build antenna systems that really work.
52 pages. £5.99

PRACTICAL ANTENNA HANDBOOK 2nd Edition

Joseph J. Carr

As the name suggests, this book offers a practical guide to everything to do with antennas, from h.f. to microwaves. It also has sections on propagation, transmission lines, antenna fundamentals and a helpful introduction to radio broadcasting and comm-unications. The book neatly balances a practical approach with the minimum of mathematics, good diagrams and a lively text.
437 pages. £23.95

PRACTICAL WIRE ANTENNAS RSGB

John Heys G3BDQ

Many radio enthusiasts have to be content with wire antennas. John Heys' practical approach to wire antennas provides plenty of ideas and projects to help get the best out of a simple system. A helpful book, and good reference source.
100 pages. £8.50

RADIO AMATEUR ANTENNA HANDBOOK

W. I. Orr W6SAI & S. D. Cowan W2LX

Yagi, Quad, Quagi and LPY beam antennas as well as vertical, horizontal and sloper antennas are covered in this useful book. How to judge the best location, DX antenna height, ground loss and radials.
188 pages. £7.50

RECEIVING ANTENNA HANDBOOK

Joe Carr

Your receiver is only as good as your antenna. This book is a complete guide to high performance receiving antennas. It is a comprehensive examination of antennas intended specifically for receiving purposes. An essential addition to your technical library, the listeners' antenna bible.
189 pages. £17.50

SIMPLE, LOW-COST WIRE ANTENNAS FOR RADIO AMATEURS

W. I. Orr W6SAI & S. D. Cowan W2LX

Efficient antennas for Top Band to 2m, including 'invisible' antennas for difficult station locations. Clear explanations of resonance, radiation resistance, impedance, s.w.r., balanced and unbalanced antennas are also included.
188 pages. £7.50

W1FB'S ANTENNA NOTEBOOK (ARRL)

Doug DeMaw W1FB

This book provides lots of designs, in simple and easy to read terms, for simple wire and tubing antennas. All drawings are large and clear making construction much easier. There is no high-level mathematics in this book, just simple equations only when necessary to calculate the length of an antenna element or its matching section.
123 pages. £6.95

YAGI ANTENNA DESIGN

Dr James L. Lawson W2PV

This book is a polished and expanded version of a series of articles first published in *Ham Radio* following on from a series of lectures by the author, who was well-known as the expert on Yagi design. Chapters include Simple Yagi antennas, loop antennas, effect of ground, stacking and practical antenna design.
210 pages. £10.95

Beginners (inc RAE)

AMATEUR RADIO FOR BEGINNERS (RSGB)

Victor Brand G3JNB

An ideal book for the absolute beginner to the amateur radio hobby. Well illustrated and an interesting read. 65 Pages. £3.50

AN INTRODUCTION TO AMATEUR RADIO BP257

I. D. Poole

This book gives the newcomer a comprehensive and easy to understand guide through amateur radio. Topics include operating procedures, jargon, propagation and setting-up a station. 150 pages. £3.50

AN INTRODUCTION TO THE ELECTROMAGNETIC WAVE BP315

F. A. Wilson

This little book deals effectively with a difficult abstract subject - the invisible electromagnetic wave. Aimed at the beginner, the book with its basic approach to electromagnetics, antennas, waves, propagation and constraints is a good starting point, complete very simple but clear diagrams and the minimum of mathematics.
122 pages. £4.95

THE BEGINNER'S HANDBOOK OF AMATEUR RADIO 3rd Edition

Clay Laster W5ZPV

This book is a good practical introduction to amateur radio. A variety of constructional projects are included to give the beginner experience in designing and building an amateur radio station. Even includes valves.
398 pages. £17.95

ELECTRONICS SIMPLIFIED - CRYSTAL SET CONSTRUCTION BP92

F. A. Wilson

Especially written for those who wish to take part in basic radio building. All the sets in the book are old designs updated with modern components. It is designed

for all ages upwards from the day when one can read intelligently and handle simple tools.
72 pages. £1.75

ETI BOOK OF ELECTRONICS

Dave Bradshaw
Published in association with *Electronics Today International* magazine, this book is both a theoretical and practical introduction to electronics. It clearly explains the theory and principles of electronics and each chapter includes a project for the beginner to make. The projects: a loudspeaker divider, continuity tester, 'brown-out' alarm, freezing alarm, mini-amplifier and burglar alarm.
206 pages. £10.95



HOW TO PASS THE RADIO AMATEURS' EXAMINATION (RSGB)

Clive Smith G4FZH and George Benbow G3HB
The background to multiple choice exams and how to study for them with sample RAE paper for practice plus maths revision and how to study for the exam. The majority of this book is given to sample examination papers so that candidates can familiarise themselves with the examination and assess their ability.
88 pages. £7.99

RAE MANUAL (RSGB)

G.L. Benbow G3HB
The latest edition of the standard aid to studying for the Radio Amateurs' Examination. Updated to cover the latest revisions to the syllabus. Takes the candidate step-by-step through the course.
127 pages. £7.99

RAE REVISION NOTES (RSGB)

G.L. Benbow G3HB
If you're studying for the Radio Amateurs' Examination, this book could be useful. It's a summary of the salient points of the Radio Amateurs' Examination Manual, the standard textbook for the exam. It's A5 size, and therefore can be carried with you wherever you go. Easy-to-read, it's divided into 13 chapters with topics like receivers, power supplies, measurements, operating procedures, licence conditions and a summary of the formulae all dealt with.
92 pages. £4.99

REVISION QUESTIONS FOR THE NOVICE RAE (RSGB)

Esde Tyler G0AEC
In effect Esde Tyler's book could be considered as being a training manual for the NRAE. Answers are supplied and the book provides a useful reference source.
60 pages. £5.00

THE NOVICE LICENCE STUDENT'S NOTEBOOK

John Case GW4HWR
This is the recommended course book for anyone taking the Novice Licence. Covering all aspects of amateur radio and electronics it would be useful to anyone starting out in amateur radio. Every left hand page is for your own notes of explanation.
124 pages. £5.99

SHORTWAVE RADIO LISTENING FOR BEGINNERS

Anita Louise McCormick K8KGI
This book provides all the hands-on information you need to get off to a quick start in short wave listening. An excellent introductory guide, it describes in easy-to-understand non-technical terms how short wave radio works, available equipment and where to find it, what stations can be heard and how to become a licensed radio amateur.
176 pages. £9.95

TRAINING FOR THE NOVICE LICENCE A MANUAL FOR THE INSTRUCTOR (RSGB)

John Case GW4HWR
Aimed at the Novice licence instructor this manual provides the syllabus and an excellent framework textbook to help novice, instructor and beginner alike. An excellent basic reference work.
101 pages. £6.50

W1FB'S HELP FOR NEW HAMS (ARRL)

Doug DeMaw W1FB
This book covers everything from getting acquainted with new equipment to constructing antennas, station layout, interference and operating problems to on-the-air conduct and procedures.
155 pages. £8.95

Callbooks

RADIO AMATEUR CALLBOOK INTERNATIONAL LISTINGS 1995

73rd Edition
The only publication listing licensed radio amateurs throughout the world. Also includes DXCC Countries list, standard time chart, beacon lists and much more.
Over 1400 pages. £20.95

RADIO AMATEUR CALLBOOK NORTH AMERICAN LISTINGS 1995

73rd Edition
Listings of US amateurs (including Hawaii). Also contains standard time chart, census of amateur licences of the world, world-wide QSL bureau, etc.
Over 1400 pages. £20.95

Computing

AN INTRODUCTION TO COMPUTER COMMUNICATIONS BP177

R. A. Pentfold
Details of various types of modem and their applications, plus how to interconnect computers, modems and the telephone system. Also networking systems and RTTY.
72 pages. £2.95

ELECTRONIC PROJECTS FOR YOUR PC BP320

R. A. Pentfold
102 pages. £3.95

HOW TO EXPAND, MODERNISE AND REPAIR PCs AND COMPATIBLES BP271

R. A. Pentfold
Recently revised, this book has seven chapters dealing with IBM PCs/ATs or 'clones'. Starting with an overview of PCs and hardware, before describing upgrading disks, video and memory. Three chapters cover repairs, building a PC from bits, and recent developments. A good grounding in PCs.
166 pages. £5.95

INTERFACING PCs AND COMPATIBLES BP272

R. A. Pentfold
86 pages. £3.95

PW BOOK SERVICE

(01202) 659930 (24 HOURS)

Internet orders: bookstore@pwpub.demon.co.uk

NEWNES COMPUTER ENGINEER'S POCKET BOOK Third Edition

Michael Tooley
An invaluable compendium of facts, figures, circuits and data which is indispensable to the designer, student, service engineer and all those interested in computer and microcomputer systems. This enlarged third edition covers a vast range of subjects at a practical level, with the appropriate explanatory text.
256 pages. £12.95

PCs MADE EASY. Second Edition

James L. Turley
A friendly, comprehensive introduction to every personal computer - including Macs! This book is packed with valuable tips on every aspect of computer technology available today and will help you to get comfortable with your computer - fast.
438 pages. £15.95

EMC

INTERFERENCE HANDBOOK

William R. Nelson WA6FGQ
How to locate & cure r.f.i. for radio amateurs, CBers, TV & stereo owners. Types of interference covered are spark discharge, electrostatic, power line many 'cures' are suggested.
250 pages. £9.50

THE RADIO AMATEUR'S GUIDE TO EMC (RSGB)

Robin Page-Jones G3JWI
This paperback book provides essential information and reading for anyone who has an EMC (interference) problem. With the help of the well-illustrated text and techniques, much of the mystery from the troublesome world of electromagnetic compatibility is removed.
117 pages. £7.99

Historical

1934 OFFICIAL SHORT WAVE RADIO MANUAL

Edited by Hugo Gernsback
A fascinating reprint from a bygone age with a directory of all the 1934 s.w. receivers, servicing information, constructional projects, circuits and ideas on building vintage radio sets with modern parts.
260 pages. £11.60

THE BRIGHT SPARKS OF WIRELESS (RSGB)

G. R. Jessop G6JP
This hardback book is well illustrated with some excellent photographs. It pays tribute to and takes a good look at the personalities behind the early days of amateur radio and the equipment they used. A good read.
90 pages. £12.50

WORLD AT THEIR FINGERTIPS (RSGB)

This book comprehensively covers the fascinating history, techniques, equipment used and personalities behind amateur radio from the very beginnings of the hobby to the late 1960s. John Clarricoats G6CL.
307 pages. £6.00

Maps and Log Books

AMATEUR RADIO LOGBOOK (RSGB)

This standard spirally bound amateur radio log book has 100 pages and is marked out with the format required in the UK. There are columns for date, time (UTC), frequency, power (in dBW), station worked/called, reports, QSL information and remarks. £3.00

NORTH ATLANTIC ROUTE CHART

This is a five-colour chart designed for the ATC in monitoring transatlantic flights. Supplied folded.
740 x 520mm. £6.50

QTH LOCATOR MAP OF EUROPE

This comprehensive map of the European callsign area has now been updated and enhanced. This well thought out, coloured map covers from N. Africa to Iceland and from Portugal in the west to Iran in the east. Folds to fit into the 145 x 240mm clear envelope.
1080 x 680mm. £5.95

RADIO AMATEURS MAP OF THE WORLD

This is a brightly coloured map clearly showing callsign prefixes for the world and is up-to-date with recent European boundary changes. Supplied folded in a clear plastic wallet.
980 x 680mm. £5.95

RECEIVING STATION LOG BOOK (RSGB)

£3.50

Microwaves

ARRL UHF/MICROWAVE EXPERIMENTER'S MANUAL

Various Authors
A truly excellent manual for the keen microwave enthusiast and for the budding 'microwaver'. With contributions from over 20 specialist authors. Chapters covering techniques, theory, projects, methods and mathematics. 446 pages. £14.50

MICROWAVE HANDBOOK RSGB

Volumes 1, 2 and 3. Edited by M. W. Dixon G3PFR
Approximately 350 pages (each volume). Vol. 1 costs £9.99, Vol. 2 and 3 cost £14.99 each.

Morse

INTRODUCING MORSE

Collected Articles from PW 1982-1985 48 pages. £1.25

Operating and Handbooks

AMATEUR RADIO TECHNIQUES RSGB

Pat Hawker G3VA
Anyone who enjoys Pat Hawker's 'Technical Topics' in *Radio Communications* will enjoy this book. An amateur radio manual itself, this paperback book, the 7th edition, can only be bettered by a new edition. A truly excellent reference source with a practical bias. 368 pages. £9.50

ARRL HANDBOOK FOR RADIO AMATEURS 1995

This is the 72nd edition of this handbook and contains the best information from previous issues. New for this edition is some information on feedback-loop design for power supplies, a new gel-cell charger project, updates on antenna systems and new coverage of balloons, propagation programs are compared and colour SSTV and telephone FAX machines are also covered. Finally there's a new section on 'for the workbench' with new projects for the reader to build. 1214 pages. £19.95

ARRL OPERATING MANUAL

Another very useful ARRL book. Although written for the American amateur, this book will also be of use and interest to the UK amateur. Topics covered range from short wave listening through operating awards to repeaters, operating and satellites. 684 pages. £12.95

ARRL SPREAD SPECTRUM SOURCEBOOK

Many readers thought an article about spread spectrum communications in the April 1993 *PW* spoof, but this book shows the reality of the technique. The ten chapters contain descriptions of the basic theory, the designs, and the techniques involved, and there are basic transceiver building blocks for your experimentation. 360+ pages. £14.50

COMPLETE DX'ER

Bob Locher
This book covers equipment and operating techniques for the DX chaser, from beginner to advanced. Every significant aspect of DXing is covered, from learning how to really listen, how to snatch the rare ones out of the pile-ups and how to secure that elusive QSL card. 204 pages. £7.95

HINTS AND KINKS FOR THE RADIO AMATEUR

Edited by Charles L. Hutchinson and David Newkirk
A collection of practical ideas gleaned from the pages of *QST* magazine. Plenty of projects to build, hints and tips on interference, c.w. and operating and snippets of information from amateurs who've tried and tested the idea. 129 pages. £8.95

MARINE SSB OPERATION

J. Michael Gale
How do you stay in touch when you sail off over the horizon and into the blue? What you need is a single sideband radio, a marine s.s.b. This book explains how the system works, how to choose and install your set and how to get the best out of it. There is also a chapter on amateur radio with the emphasis on the increasingly important maritime mobile nets. 96 pages. £10.95

MARINE VHF OPERATION

J. Michael Gale
A v.h.f. radiotelephone is essential equipment for any sea-going boat, but what can you do with it? Who can you call, and how do you make contact? Which channel do you use, and why? What is the procedure for calling another boat, calling the family through the telephone system, or making a distress call? This book will tell you. 48 pages. £7.95

RADIO COMMUNICATION HANDBOOK (RSGB)

6th Edition
Dick Biddulph G8PDS
This long awaited new edition has been extensively up-dated and is full of diagrams and photographs. This book is a complete handbook/reference work and project book all rolled into one. The final innovation is that the necessary p.c.b. templates for the featured projects are provided at the end of the book making them much easier to work from when making your own p.c.b.s. 750 pages. £20.00.

SETTING UP AN AMATEUR RADIO STATION BP300

I. D. Poole
Ian Poole G3YWX provides a helpful guide for anyone setting up an amateur radio station and covers: station design, construction, antenna, equipment, lay-out and the construction and use of basic test equipment, and helpful 'on the air' operating hints. 81 pages. £3.95

Packet

PRACTICAL GUIDE TO PACKET OPERATION IN THE UK

Mike Mansfield G6AWD
Introduces the concept of packet radio to the beginner. Problem areas are discussed and suggestions made for solutions to minimise them. Deals with the technical aspects of packet taking the reader through setting up and provides a comprehensive guide to essential reference material. 220 pages. £9.95

PACKET: SPEED, MORE SPEED AND APPLICATIONS (ARRL)

There is a lot to see, learn and do with packet. You don't need to be a 'guru' to join in the fun. This collection of articles and updates from ARRL *Computer Networking Conference Proceedings*, TAPR's *Packet Station Register*, *QEX*, *QST* and the *ARRL Handbook* promises an exciting ride for both packeters and future packeters. Hang onto your seat and start-up your modem! 144 pages. £12.95

YOUR GATEWAY TO PACKET RADIO

Stan Horzempa WA1LOU
What is packet radio good for and what uses does it have for the 'average' amateur? What are protocols? Where, why, when? Lots of the most asked questions are answered in this useful book. It included details of networking and space communications using packet. 278 pages. £8.95

YOUR PACKET COMPANION

Steve Ford WB8IMY
This American book goes to considerable lengths to explain in simple terms how the radio amateur can get going on packet, how it works and what the various systems are. There are chapters dealing with assembling a packet station, sending and receiving packet mail and exploring advanced networking systems. Your Packet Companion goes a long way to explain some of the mysteries of packet radio. 170 pages. £5.95

Propagation

AN INTRODUCTION TO RADIO WAVE PROPAGATION BP293

J.G. Lee
How does the sun and sunspots affect the propagation of the radio waves which are the basis of our hobby? They affect the ionosphere, but differing frequencies are

treated differently. Find out how to use charts to predict frequencies that will be the most profitable. What effect will noise have on the signal? Find out with this book. 116 pages. £3.95

LOW PROFILE AMATEUR RADIO - OPERATING A HAM STATION FROM ALMOST ANYWHERE (ARRL)

Jim Kearman KR1S

This book delves into the techniques of being a 'hidden Ham'. There are chapters on specialised equipment, operating techniques and antennas to name but a few. If you have a fascination for spy type radio equipment or like the idea of having a complete h.f. or v.h.f. rig built in a suitcase, then this little American book is for you. 124 pages. £5.95

SPACE RADIO HANDBOOK (RSGB)

John Branagan GM4IHJ

236 pages. £12.50

QRP

G-QRP CLUB CIRCUIT HANDBOOK

Edited by Rev. G. Dobbs G3RUV

This paperback book has been compiled from circuits published in the G-QRP Club Journal Sprat from the years 1974 to 1982. Essentially it's a collection of circuits and projects covering everything from receivers, transmitters, antennas and accessories together with test equipment. This book is aimed at the keen constructor and provides all the information required to build the host of projects described. 96 pages. £8.50

QRP CLASSICS (ARRL)

Edited by Bob Schetgen

Operating QRP is fun. The equipment is generally simple and easy to build, but often performs like more sophisticated commercial equipment. Some QRP Field Day stations operate a full 27 hours on a car battery - it's the perfect equipment for emergency communication when the power fails. Extracts from QST and the ARRL Handbook. 274 pages. £9.95

W1FB's QRP NOTEBOOK (ARRL)

2nd Edition. Doug De Maw W1FB

The new improved and updated 2nd edition of this book, covers the introduction to QRP, construction methods, receivers and transmitters for QRP. This workshop-notebook style publication, which is packed with new designs for the keen QRP operator, also covers techniques, accessories and has a small technical reference section. 175 pages. £7.95

GETTING THE MOST FROM YOUR MULTIMETER BP239

R. A. Penfold

This book is primarily aimed at beginners. It covers both analogue and digital multi-meters and their respective limitations. All kinds of testing is explained too. No previous knowledge is required or assumed. 102 pages. £2.95

HANDS-ON GUIDE TO OSCILLOSCOPES

Barry Ross

Covers all aspects of oscilloscope use. This book is aimed at the novice and assumes a minimum of previous knowledge and should be of use to engineers, scientists and electronic enthusiasts alike. If you have an oscilloscope this book is a must. 228 pages. £17.95

HOW TO USE OSCILLOSCOPES & OTHER TEST EQUIPMENT BP267

R. A. Penfold

Hints and ideas on how to use the test equipment you have, to check out, or fault find on electronic circuits. Many diagrams of typical waveforms and circuits, including descriptions of what waveform to expect with particular faults, or distortion in audio amplifiers. 104 pages. £3.50

MORE ADVANCED TEST EQUIPMENT CONSTRUCTION BP249

R. A. Penfold

A follow on from Test Equipment Construction (BP248) this book looks at digital methods of measuring resistance, voltage, current, capacitance and frequency. Also covered is testing semi-conductors, along with test gear for general radio related topics. 102 pages. £3.50

MORE ADVANCED USES OF THE MULTIMETER BP265

R. A. Penfold

This book is primarily intended as a follow-up to BP239, Getting the most from your Multi-meter. By using the techniques described in this book you can test and analyse the performance of a range of components with just a multi-meter (plus a very few inexpensive components in some cases). The simple add-ons described extend the capabilities of a multi-meter to make it even more useful. 96 pages. £2.95

PRACTICAL TRANSMITTERS FOR NOVICES

John Case GW4HWR

This book contains a selection of 'easy to build' transmitter designs which are suitable for the UK Novice bands (including microwaves). Although the book is primarily aimed at Novices it should also interest any amateur who is building transmitters for the first time. Chapters include: Methods of construction, Amplifiers and Filters, Tools and how to use them and Suppliers of components and many more. 126 pages. £9.00

TEST EQUIPMENT FOR THE RADIO AMATEUR

Clive Smith G4FZH

In its 3rd edition, this book provides many up-to-date test equipment project designs for the radio amateur, complete with p.c.b. template (in the rear of the book). Areas covered include: current and voltage measurements, oscilloscopes, frequency, r.f., antenna and transmission line measurements. 170 pages. £9.00

VHF

ALL ABOUT VHF AMATEUR RADIO

W. I. Orr W6SAI

Written in non-technical language, this book provides information covering important aspects of v.h.f. radio and tells you where you can find additional data. If you have a scanner, you'll find a lot of interesting signals in the huge span of frequencies covered, 100-300MHz & 50, 420, 902 & 1250MHz bands. 163 pages. £9.50

AN INTRODUCTION TO VHF/UHF FOR RADIO AMATEURS BP281

I.D. Poole

An excellent book to go with the new Novice or full callsign. Nine chapters and an appendix deal with all aspects and frequencies from 50 to 1300MHz. Topics include propagation, descriptions of the bands, antennas, receivers, transmitters and a special chapter on scanners. 102 pages. £3.50

VHF UHF MANUAL (RSGB)

G. R. Jessop G6JP

The 4th edition of this well known book is in paperback form. Packed with

information for the world of radio above 30MHz. It covers everything from v.h.f./u.h.f. radio history and theory and propagation to projects and techniques. An excellent reference source. Approximately 1000 pages. £10.50

ELECTRONICS

50 (FET) FIELD EFFECT TRANSISTOR PROJECTS BP39

F.G. Rayer

50 circuits for the s.w.l., radio amateur, experimenter or audio enthusiast using f.e.t.s. Projects include r.f. amplifiers and converters, test equipment and receiver aids, tuners, receivers, mixers and tone controls. 104 pages. £2.95

A REFERENCE GUIDE TO BASIC ELECTRONICS TERMS BP286

F. A. Wilson

As its title suggests, this book covers the basic terms involved in electronics and with its short, clear and precise explanations is a helpful guide and useful textbook for the beginner and anyone preparing for an examination. 472 pages. £5.95

A REFERENCE GUIDE TO PRACTICAL ELECTRONICS TERMS BP287

F. A. Wilson

A reference guide laid out in alphabetical order with an index, this book provides a useful source for the experienced and beginner alike. 431 pages. £5.95

AUDIO ELEMENTS OF ELECTRONICS - BOOK 6 BP111

F. A. Wilson

This book studies sound and hearing, and examines the operation of microphones, loudspeakers, amplifiers, oscillators, and both disk and magnetic recording. Intended to give the reader a good understanding of the subject without getting involved in the more complicated theory and mathematics. 308 pages. £3.95

BEGINNERS GUIDE TO MODERN ELECTRONIC COMPONENTS BP285

R. A. Penfold

This book covers a wide range of modern components. The basic functions of the components are described, but this is not a book on electronic theory and does not assume the reader has an in-depth knowledge of electronics. It is concerned with practicalities such as colour codes, deciphering code numbers and suitability. 166 pages. £3.95

CIRCUIT SOURCE BOOK 1 - BP321

R. A. Penfold

Written to help you create and experiment with your own electronic designs by combining and using the various standard 'building block' circuits provided. Deals with filters, amplifiers, voltage comparators, etc. 182 pages. £4.95

CIRCUIT SOURCE BOOK 2 - BP322

R. A. Penfold

Complimentary to Circuit Source Book 1, helps you create and experiment with your own electronic designs by combining and using the various standard 'building block' circuits provided. Covers signal generation, power supplies and digital electronics, etc. 214 pages. £4.95

FILTER HANDBOOK - A Practical Design Guide

Stefan Niewiadomski

A practical book, describing the design process as applied to filters of all types. Includes practical examples and BASIC programs. Topics include passive and active filters, worked examples of filter design, switched capacitor and switched resistor filters and includes a comprehensive catalogue of pre-calculated tables. 195 pages. £30.00

NEWNES AUDIO AND HI-FI ENGINEER'S POCKET BOOK Second Edition

Vivian Capel

A concise collection of practical and relevant data for anyone working on sound systems. The topics covered include microphones, gramophones, compact discs, tape recording, high quality radio, amplifiers, loudspeakers and public address. 210 pages. £10.95

NEWNES ELECTRONICS ENGINEER'S POCKET BOOK

Keith Brindley

This convenient sized volume is packed with information which everyone involved in electronics will find indispensable. This book is an invaluable compendium of facts, figures and formulae. Managers, designers, students and service personnel will find it useful at all stages in electronics processes. 306 pages. £10.95

POWER SUPPLY PROJECTS BP76

R. A. Penfold

This book gives a number of power supply designs including simple unregulated types, fixed voltage regulated types and variable voltage stabilised designs. 89 pages. £2.50

PRACTICAL ELECTRONIC FILTERS BP299

Owen Bishop

A useful introduction to the complex world of filters and their design where the author avoids the mathematical approach. The theory of filters, their design and a information on dozen or so practical projects are provided. 189 pages. £4.95

PRACTICAL ELECTRONICS HANDBOOK

Ian Sinclair

"The best value handbook on electronics you can buy", so claims the sleeve notes of the 4th edition. They're not far off the mark either. The volume covers a wide range of disciplines. These include passive and active discrete components, i.c.s both analogue and digital including A/D and D/A. Microprocessor and systems. Much reference data is also included. A book worthy of space in your library. 439 pages. £13.95

TEST EQUIPMENT CONSTRUCTION BP248. R. A. Penfold

Describes, in detail, how to construct some simple and inexpensive, but extremely useful, pieces of test equipment. Stripboard layouts are provided for all designs, together with wiring diagrams where appropriate, plus notes on their construction and use. 104 pages. £2.95

W1FB'S DESIGN NOTEBOOK (ARRL)

Doug DeMaw W1FB

This book is aimed at the non-technical amateur who wants to build simple projects

and obtain a basic understanding of amateur electronics. Your workshop does not need to be equipped like an engineering lab to be successful as an experimenter. Don't let a lack of test equipment keep you from enjoying the thrills of experimentation. 195 pages. £8.50

Data

ARRL ELECTRONICS DATA BOOK

Doug DeMaw W1FB

Back by popular demand, completely revised and expanded, this is a handy reference book for the r.f. designer, technician, amateur and experimenter. Topics include components and materials, inductors and transformers, networks & filters, digital basics and antennas and transmission lines. 260 pages. £8.95

ELECTRON TUBE LOCATOR

George H. Fathauer

Published by Antique Electronic Supply (Arizona)

A spirally bound (opening flat) style book, this should prove to be of great interest to valve collectors, historians and anyone trying to identify particular valves. The author provides a comprehensive list of American and British Service valves and 'civilian' equivalents and the valve base details are provided, with description of valve type and although there's no comprehensive valve characteristic information, the filament voltages and currents are given in a clear and precise style. Ideal for the researcher and collector. 350 pages. £19.95

ESSENTIAL CHARACTERISTICS (TUBES & TRANSISTORS)

(Original Publishers General Electric)

Re-published by Antique Electronic Supply (Arizona)

This still covered, novel-sized paperback facsimile book is printed on good paper and is packed throughout with information, and connection details (base pin charts) on receiving valves, special purpose valves, cathode ray tubes, thyristors, vidicons and many others (including semiconductor). Highly recommended as a valve reference book. 475 pages. £9.95

FURTHER PRACTICAL ELECTRONICS CALCULATIONS & FORMULAE BP144

F. A. Wilson. 450 pages. £4.95

NEWNES PRACTICAL RF HANDBOOK

Ian Hickman

This book provides an easy-to-read introduction to modern r.f. circuit design. It's aimed at those learning to design r.f. circuitry and users of r.f. equipment such as signal generators and sweepers, spectrum and network analysers. 320 pages. £16.95

PRACTICAL ELECTRONICS CALCULATIONS AND FORMULAE BPS3

F. A. Wilson

Written as a workshop manual for the electronics enthusiast, there is a strong practical bias and higher mathematics have been avoided where possible. 249 pages. £3.95

PRACTICAL ELECTRONIC DESIGN DATA BP316

Owen Bishop

In essence this book is a helpful collection of designer's 'building block' circuits, information, connection data and back-up information complete with an index. 327 pages. £4.95

RADIO AMATEUR AND LISTENER'S DATA HANDBOOK

Steve Monev

This is a unique collection of useful and intriguing data for both the traditional and modern radio amateur as well as the high-tech listener. Familiar radio topics are covered - abbreviations and codes, symbols, formulae and frequencies - while the newer features of the hobby radio world - decoding, airband, maritime, packet, slow scan TV, etc. are also dealt with. 240 pages. £14.95

RCA RECEIVING TUBE MANUAL

(Original Publishers Radio Corporation Of America)

Re-published by Antique Electronic Supply (Arizona)

This novel-sized stiff covered paperback book is absolutely fascinating for anyone interested in valves! In reality it's a designer's handbook with potted details, characteristic curves, information and descriptions of typical applications for each valve listed. It's even got a section showing receiver circuits and applications. Excellent reading and reference. 384 pages. £9.95

RCA TRANSMITTING TUBES

(Original Publisher Radio Corporation of America)

Re-published by Antique Electronic Supply (Arizona)

This is a stiff covered paperback novel-sized book. And if you've got an interest in transmitting with valves, this is a useful reference source for valves up to 4kW input. The RCA authors have included some interesting practical circuits using their valves, including some for s.s.b., v.h.f. and others. Highly recommended reference source. 318 pages. £9.95

Projects

COIL DESIGN AND CONSTRUCTION MANUAL BP160

B.B. Babani. 106 pages. £2.50

HOW TO DESIGN AND MAKE YOUR OWN PCBs BP121

R. A. Penfold

The purpose of this book is to familiarise the reader with both simple and more sophisticated methods of producing p.c.b.s. The emphasis of the book is very much on the practical aspects of p.c.b. design and construction. 66 pages. £2.50

MORE ADVANCED POWER SUPPLY PROJECTS BP192

R. A. Penfold

The practical and theoretical aspects of the circuits are covered in some detail. Topics include switched mode power supplies, precision regulators, dual tracking regulators and computer controlled power supplies, etc. 92 pages. £2.95

PROJECTS FOR RADIO AMATEURS AND SWLS BP304

R. A. Penfold

This small book covers the construction and use of radio frequency and intermediate frequency projects, and audio frequency projects. Under the first heading ideas include a crystal calibrator, an antenna tuning unit, a wave trap, a b.f.o. and other useful projects. On the audio side projects include a bandpass filter, a by-pass switch, a c.w./RTTY decoder and many other practical ideas and suggestions for the home constructor. 92 pages. £3.95

SHORT WAVE SUPERHET RECEIVER CONSTRUCTION BP276

R. A. Penfold

A general purpose receiver to build, from antenna to audio, described in understandable English. 80 pages. £2.95

SIMPLE SHORT WAVE RECEIVER CONSTRUCTION BP275


R. A. Penfold

Before discussing projects and techniques, the author provides essential information on theory, propagation, receiver designs and techniques. Finally, the author provides design for and describes the construction of practical receivers. 88 pages. £3.95

Access   

(01202) 659930 (24 HOURS)

Internet orders: bookstore@pwpub.demon.co.uk



ENDNOTES

Radio enthusiasts come in many 'shapes and sizes', that's why the PW Editorial team decided on including a selection of workshop and test equipment features this month. Personally, I found them all very interesting and I hope you found them to be encouraging.

Beginners and those interested in home-brewing have been catered for and we had the special article from Ben Nock G4BXD. Both Ben and I ('digitally deprived' in different ways!) hope that his article will encourage others who perhaps doubt their own ability...to have a go at home-brewing. However, unless you want to 'pay' frequent visits to your Dentist please remember our warnings about using your teeth!

I don't know about you, but I think 1995 has really 'whizzed' by. It certainly doesn't seem that a year has gone by since I put the 'finishing touches' to the December 1994 issue. But there you are, another year gone by and there are many more fact-filled PWs coming your way!

As from the January issue, we're dropping the 'themed' approach to every month's PW. And although we'll have the occasional 'themed' issues with popular subjects (such as Morse, and mobile), we're planning to provide as much general interest as possible. In other words, each PW will be packed with 'goodies' for you, with antennas, projects and ideas.

One new idea we're introducing is taking a second look at major review items. These occasional features will



reflect on a reviewer's first impressions of a major item.

The new feature will enable us to get over a problem that's with us all the time - trying to evaluate equipment in a relatively short period. With a 'second look' a reviewer will have had time to reflect on their comments and evaluations (good or bad!). And to 'kick off', so to speak, I'm intending to report back on the Alinco DX-70 h.f. plus 50MHz mobile

rig which I took on holiday with me to Ireland recently.

Next month, as we usher into Volume 72 of PW we've got some interesting projects to 'power you up and not leave you penniless', and get you ready for 50MHz operations! So, don't miss a good 'practical' read.

Rob G3XFD

PW SERVICES

Queries:

Practical Wireless,
PW Publishing Ltd.,
Arrowsmith Court,
Station Approach,
Broadstone,
Dorset BH18 8PW.

We will always try to help readers having difficulties with *Practical Wireless* projects, but please note the following simple rules:

- 1: We **cannot** deal with technical queries over the telephone.
- 2: We **cannot** give advice on modifications either to our designs, to commercial radio, TV or electronic equipment.
- 3: All letters asking for advice **must** be accompanied by a stamped self-addressed envelope (or envelope plus IRCs for overseas readers).
- 4: Make sure you describe the problem adequately, with as much detail as you can possibly supply.
- 5: Only one problem per letter please.

Back Numbers

Limited stocks of many issues of PW for past years are available at £2.00 each including post and packing. If the issue you want is not available, we can photocopy a specific article at a cost of £1.50 per article or part of article. Over the years, PW has reviewed many items of radio related equipment. A list of all the available reviews and their cost can be obtained from the Editorial Offices at Arrowsmith Court, Station Approach, Broadstone, Dorset BH18 8PW for a large stamped self-addressed envelope.

Binders

PW can provide a choice of binders for readers' use. Plain blue binders are

available, each holding 12 issues of any similar A4 format magazine.

Alternatively, blue binders embossed with the PW logo in silver can be supplied. The price for either type of binder is £5.50 each (£1 P&P for one, £2 for two or more).

Send all orders to PW Publishing Ltd., FREEPOST, Arrowsmith Court, Station Approach, Broadstone, Dorset BH18 8PW.

Constructional Projects

Components for PW projects are usually readily available from component suppliers. For unusual or specialised components, a source or sources will be quoted.

Each constructional project is given a rating to guide readers as to the complexity.

Beginner: A project that can be tackled by a beginner who is able to identify components and handle a soldering iron.

Intermediate: A fair degree of experience of building radio or electronic projects is assumed, but only basic test equipment will be needed to complete any tests and adjustments.

Advanced: A project likely to appeal to the experienced constructor. Access to workshop facilities and test equipment will often be required. Definitely not for the beginner to attempt without assistance.

Mail Order

All items from PW are available Mail Order, either by post or using the 24hr Mail Order Hotline (01202) 659930. Payment should be by cheque, postal order, money order or credit card (Mastercard and Visa only). All payments **must** be in sterling and overseas orders **must** be drawn on a London Clearing Bank.

START

Review: Tex Swann G1TEX takes a look at the Watson 2090H 80W Linear Amplifier.

1 9 9 6

Build a Budget High Current Power Supply

EARLY WITH

Get on 'Six' with our 50MHz antenna design

PW

A Variable Voltage Regulator Project

AND SOME

And find the answer to the question "Is your coaxial cable any good"?

PRACTICAL

DON'T MISS IT! - ON SALE DECEMBER 14 - PLACE YOUR ORDER TODAY!

PROJECTS!

YOUR LOCAL DEALERS

SURREY

Chris Rees
G3TUX

The QRP Component Company
PO Box 88 Haslemere Surrey GU27 2RF
Tel: (01428) 641771
Fax: (01428) 661794

Stockists of:
✓ Howes Kits ✓ Jones Keys
✓ Vargarda Aerials
✓ Bits n' pieces! ✓ Lists

MID GLAMORGAN

SANDPIPER COMMUNICATIONS

Unit 5, Enterprise House, Cwmbach
Industrial Estate, Aberdare,
Mid Glamorgan CF44 0AE

Tel: (01685) 870425
Fax: (01685) 876104

A full range of transmitting & receiving
antennas available for the amateur
commercial market.

YORKSHIRE

YAESU
ICOM
Kenwood

Alan Hooker

Radio Communications

42, Netherhall Road, Doncaster
Tel: (01302) 325690

Open Mon-Sat 10-5 pm
Closed Thursdays

LONDON

Locate

Communications Ltd

23 BOUSFIELD ROAD, NEW CROSS,
LONDON SE14 5TP

Independent Radio Engineers

We can maintain any of the following systems:- amateur
radio equipment, mobile radio systems and IBM PC/Clone
computers

Tel: 0171-732 8319

Fax: 0171-652 5796

KENT

WANTED

We BUY and SELL quality used
Amateur Radio's

Send an SAE for our list or telephone for
a quote on your unwanted equipment.

COLLECTION & DELIVERY SERVICE AVAILABLE.

KP Trading, Seaview House
Crete Road East, Folkestone CT18 7EG
Tel/Fax 01303 891106

(KP Trading is a subsidiary of KANGA PRODUCTS)

SCOTLAND

JAYCEE ELECTRONICS LTD

20 Woodside Way, Glenrothes, Fife KY7 5DF

Tel: (01592) 756962 (Day or Night)

Fax No. (01592) 610451

Open: Tues-Fri 9-5; Sat 9-4

KENWOOD, YAESU & ICOM APPROVED DEALERS

A good stock of new and secondhand
equipment always in stock

KENT



KANGA PRODUCTS

For QRP kits

A variety of kits for RECEIVERS,
TRANSMITTERS & TEST GEAR.

Send an A5 SAE for a free copy of our catalogue

Seaview House, Crete Road East
Folkestone, CT18 7EG

Tel/Fax (01303) 891106

0900 - 1900 Only

SCOTLAND

TENNAMAST

SCOTLAND

Masts from 25ft - 40ft

Adapt-A-Mast

(01505) 503824

81 Mains Road, Beith, Ayrshire, KA15 2HT

NORTHWEST

ARC Ltd.

*Everything for the radio
amateur under one roof!*

36 Bridge Street, Earlestown,
Newton-le-Willows,
Merseyside WA12 9BA

Tel: 01925 229881

Fax: 01925 229882

C.B. RADIO
RETAIL

SEND LARGE STAMPED ADDRESSED
ENVELOPE FOR INFORMATION
OR £2.99 FOR CATALOGUE

TRADE

MANUFACTURERS/IMPORTERS OF
ALL MOONRAKER PRODUCTS

TRADE ENQUIRIES WELCOME. **MOONRAKER**
MOONRAKER (UK) LTD, UNIT 12, THE
CRANFIELD ROAD UNITS, CRANFIELD ROAD,
WOBBURN SANDS, BEDFORD MK17 8QR
TEL (01908) 281705 FAX (01908) 281706

AVON/SOMERSET

QSL COMMUNICATIONS

We stock all makes of equipment
for the Amateur and Listener.

Part Exchange Welcome

Unit 6 Worle Industrial Centre, Coker Road,
Worle, Western-Super-Mare BS22 0BX

Tel/Fax: (01934) 512757

SOUTHAMPTON

SMC Ltd

Main Dealer for: Yaesu,
Kenwood, Icom AOR &
Cushcraft

SM House, School Close, Chandlers Ford
Industrial Estate, Eastleigh,

Hampshire SO5 3BY

Tel: (01703) 255111

Fax: (01703) 263507

LONDON

MARTIN LYNCH
G4HKS

For all your amateur radio needs

140-142 Northfield Avenue
Ealing London W13 9SB

Tel:

0181-566 1120

Fax:

0181-566 1207

DEVON

Reg. Ward & Co. Ltd.

The South-West's largest amateur radio stock-
ist. Approved dealer for Kenwood, Yaesu and
Icom

1 Western Parade,
West Street, Axminster,
Devon, EX13 5NY
Tel: (01297) 34918

(Closed 1.00-2.00 and all day Monday)

DERBYSHIRE

WORLD RADIO CENTRE

Shortwave, VHF & UHF receivers from
AOR, YUPITERU, DRAKE, ICOM,
LOWE...

ADAM BEDE HIGH TECH CENTRE

DERBY ROAD

WIRKSWORTH

DERBYSHIRE DE4 4BG

TEL: (01629) 825926

(MONDAY - FRIDAY 9.30AM - 5.00PM)

To advertise



LYNN

on

01202 659920

Index to Advertisers

AH Supplies.....52	Icom UKcover iii	RSGB.....52
AKD47	Interconnections47	Short Wave Magazine4
AOR.....21	J & P Electronics.....51	SMC Ltd2/3
ARC Ltd.....39	J. Birkett.....52	SRP Trading.....8
Castle Electronics.....51	Lake Electronics52	Suredata61
Cirkit.....21	Langrex Supplies51	Thames Valley Rally61
Coastal Comms.....39	Lentini Comms.....61	The Short Wave Shop8
Colomor61	Lowe Electronics.....6/7	Venus Electronics.....51
Cricklewood Electronics51	Maplincover iv	Verulam Amateur Radio Rally .47
Essex Amateur Radio Services29	Martin Lynch34/35	Waters & Stanton5
Haydon Comms14/15	RAS Notts52	Yaesu UK.....cover ii
Howes,CM4	Remote Imaging Group61	

ICOM FA-B270C

IC-W31E

*Latest compact fistful -
Dual-band performance -
Up for grabs now!*



The IC-W31E offers outstanding performance and features in a surprisingly compact package. On offer are; dual-band operation, numerous memories, alphanumeric display and much more. This handheld truly lives up to the phrase "good things come in small packages".

- Slim compact dimensions unlike other bulky dual-band handhelds.
- Memories can be displayed by frequency or channel number with dependable EEPROM memory back-up.
- 2 dials give independent tuning of VHF and UHF bands.
- The alphanumeric display can also be used to create DTMF Tx or Rx messages up to 6 characters for simple paging.
- MOS-FET power module, voltage readout, multiple power-save.
- 3 levels of power output.
- V/V, U/U or V/U main/sub band operation.
- Accepts 4.5 to 16 volts DC. external power supply.
- Full crossband duplex operation.
- 50 frequency CTCSS encode as standard.
- 6 DTMF memories with up to 30 digits each.
- Comes complete with operational accessories antenna, charger etc.



ICOM manufacture a full range of base-stations, mobiles and handheld transceivers and receivers to cover all popular Ham frequencies... and beyond. No matter what your requirements, ICOM have the radio for you.

For the full picture and details of your local authorised Icom dealer contact:

Icom (UK) Ltd. Sea Street Herne Bay Kent CT6 8LD.

General Operator: 01227 743000. Sales & Service: 01227 741741. Fax: 01227 741742.

With over 14,000 products the new Maplin Catalogue is now bigger than ever



THE EIFFEL TOWER

Built in 1889 by Alexandre Gustave Eiffel, the Eiffel Tower is 984 feet high and gives an unrivalled view of the whole of Paris.



THE NEW MAPLIN CATALOGUE

Built in 1996 by Maplin, the new catalogue is almost 1,200 pages long and gives an unrivalled view of the whole world of electronics.

Now Only £2.95



PCB Etching Tray
£3.49

**COMPLETE RANGE OF PCB
MAKING EQUIPMENT**



**COMPREHENSIVE RANGES OF
TEST EQUIPMENT**

20MHz Oscilloscope with
Function Generator £349.99



Weller Temperature Controlled
Soldering Iron £44.07

**OVER 60 PAGES OF TOOLS AND
SOLDERING ACCESSORIES**



**RANGE OF SATELLITE RECEIVERS
AND ACCESSORIES**

Astra 1D
Satellite
Frequency
Extender
£25.99

JUST LOOK AT THESE SUPERB EXAMPLES!



Video Doorphone
£199.99

**WIDE RANGE OF SECURITY
DEVICES AND ALARMS**



**OVER 300 KITS FOR YOU TO BUILD
FROM £5 TO £599**

Short wave
Receiver
Kit £9.99



50 Watt Mobile 2m Transceiver
£389.95

**FULL RANGE OF TRANSCEIVERS,
RECEIVERS AND SCANNERS**



**'BIG NAME' HI-FI SEPARATES AND
ACCESSORIES**

Dolby Pro-Logic Surround Sound
Processor £229.99



**Get your copy now from WHSMITH, John Menzies and Maplin stores nationwide
Or order direct NOW on 01702 554161**

Catalogue Mail order Price £3.45 (inc p&p). Prices refer to the 1996 Maplin Catalogue and are inclusive of VAT.
All items are subject to availability. E&OE. Maplin Electronics, P.O. Box 3, Rayleigh, Essex, England SS6 8LR.